

INK Edge March Top Gold & Precious Metals: Barrick, biotech and bullion

As of: Monday, March 30, 2015

Will she or won't she? That is the big question of the minds of global investors as US Fed chair Janet Yellen grapples with the decision of whether or not to raise interest rates. The back room Fed staff is clearly concerned that leaving interest rates at zero after more than 5 years of economic recovery could be viewed as irresponsible. But unlike the functionaries behind the scenes, the Fed chair must face Congress who are accountable to a good chunk of the population who did not benefit from QE. Many Americans just do not feel they have experienced a recovery aside from a recent drop in gasoline prices. Voter nervousness promotes lawmaker nervousness which, in turn, promotes Fed chair anxiety.

As a result of political pressure, the Fed is becoming gun shy when it comes to raising rates. That scent of political interference is helping to keep a bid under bullion as investors wait and see if the central bank of the world's reserve currency decides to pay a higher interest rate on US dollar cash deposits. The refusal of bullion to collapse is helping to keep gold above its recent lows. In response to resilient gold prices, gold stocks outperformed in the first quarter. The last month, however, has not been so kind. Since our last report on February 26 to March 30, the S&P/TSX Global Gold Index dropped 10.8%. On a market cap basis, our February top 20 list slightly outperformed.

One stock that did very well since our last report was Levon Resources (LVN). As Chase Hamstra reported earlier this month, the stock is the subject of a reverse takeover proposal from an Israeli biotech firm. If the deal goes through, current shareholders will not only get a piece of the new junior Healthcare company, but also exposure to a precious metals mining spinout.






Going forward, it is worth noting that Barrick Gold (ABX) is now the highest ranking senior gold miner. The positive ranking is likely to persist as board chair John Lawson Thornton continues to report share purchases. Senior silver producer Pan American silver also made it into this month's top 20.

One or more INK employees hold positions in Copper Fox Metals Inc. (CUU), Dalradian Resources Inc. (DNA), and Auryn Resources Inc. (AUG) from the current Top Gold and Precious Metals list.

Sample

Symbols and Abbreviations

The INK Edge Outlook is a great tool that investors can use to help identify opportunity and risk. The INK Edge Outlook ranks a stock based on our composite V.I.P. criteria of Valuations, Insider commitment and Price momentum. Stocks are assigned one of 5 composite rankings:

-  Sunny (most favourable, ranking in top 10%)
-  Mostly Sunny (ranks in next 20%)
-  Mixed (middle 40%)
-  Cloudy (next 70-90%)
-  Rainy (least favourable, bottom 10%)

For more information, please read our FAQ #5: <https://www.inkresearch.com/prelog/faq.php#5>

Insider Symbols:

- CEO
- Directors
- Subsidiary Executives
- ▲ CFO
- | Issuer
- * Deemed Insiders
- ◆ Other Officers
- + 10% Holders

Symbol in green = buys
(e.g CEO ● buys)

Symbol in red = sells
(e.g CEO ○ sells)

Sectors:



EN = Energy
CC = Consumer Cyclical
HC = Healthcare
UT = Utilities

BM = Basic Materials
CN = Consumer Non-Cyclicals
TC = Technology

IN = Industrials
FI = Financials
TL = Telecommunication Services

March 30, 2015 Top Gold and Precious Metals List

Rank	Stock Name (Symbol)	Price (\$)	Market Cap (\$M)	Industry	Current Outlook
1	Auryn Resources Inc. (AUG)	1.15	34.67	Integrated Mining	
2	Levon Resources Ltd. (LVN)	0.43	98.41	Integrated Mining	N/A
3	Endeavour Mining Corporation (EDV)	0.60	247.89	Gold	
4	Niogold Mining Corp. (NOX)	0.40	48.35	Integrated Mining	N/A
5	Dynacor Gold Mines Inc. (DNG)	2.38	86.26	Gold	
6	Claude Resources Inc. (CRJ)	0.58	109.13	Integrated Mining	
7	Crocodile Gold Corp. (CRK)	0.23	109.48	Gold	N/A
8	Integra Gold Corp. (ICG)	0.35	84.60	Gold	
9	Barrick Gold Corporation (ABX)	14.13	16,456.78	Gold	
10	Pan American Silver Corp. (PAA)	11.34	1,718.08	Precious Metals & Minerals	
11	Eastern Platinum Limited (ELR)	1.53	141.74	Precious Metals & Minerals	
12	Kirkland Lake Gold Inc. (KGI)	5.50	440.05	Gold	
13	Copper Fox Metals Inc. (CUU)	0.26	105.99	Integrated Mining	N/A
14	Banro Corporation (BAA)	0.25	61.76	Gold	
15	Gold Canyon Resources Inc. (GCU)	0.22	34.51	Integrated Mining	N/A
16	Dalradian Resources Inc. (DNA)	0.92	149.28	Gold	
17	Dominion Diamond Corporation (DDC)	21.66	1,844.01	Precious Metals & Minerals	
18	Alacer Gold Corp. (ASR)	2.81	817.26	Gold	













Rank	Stock Name (Symbol)	Price (\$)	Market Cap (\$M)	Industry	Current Outlook
19	Centerra Gold Inc. (CG)	6.36	1,503.85	Gold	
20	Wesdome Gold Mines Ltd. (WDO)	1.12	124.40	Gold	

Sample

Additions and Drops

New stocks in this edition

Drops from the current list

Issuer Name (Symbol)	Current Outlook	Issuer Name (Symbol)	Current Outlook
Kirkland Lake Gold Inc. (KGI)		Sierra Metals Inc. (SMT)	
Banro Corporation (BAA)		Gold Standard Ventures Corp. (GSV)	
Integra Gold Corp. (ICG)		Nautilus Minerals Inc. (NUS)	
Gold Canyon Resources Inc. (GCU)	N/A	Richmont Mines Inc. (RIC)	N/A
Alacer Gold Corp. (ASR)		Osisko Gold Royalties Ltd (OR)	
Copper Fox Metals Inc. (CUU)	N/A	Stornoway Diamond Corporation (SWY)	N/A
Centerra Gold Inc. (CG)		Rubicon Minerals Corporation (RMX)	
Eastern Platinum Limited (ELR)		NovaGold Resources Inc. (NG)	

Company Overview

1. Auryn Resources Inc.

Primary Ticker: AUG

Exchange: TSX Venture

TRBC Sector: Basic Materials

Industry: Integrated Mining

NAIC Industry: Other

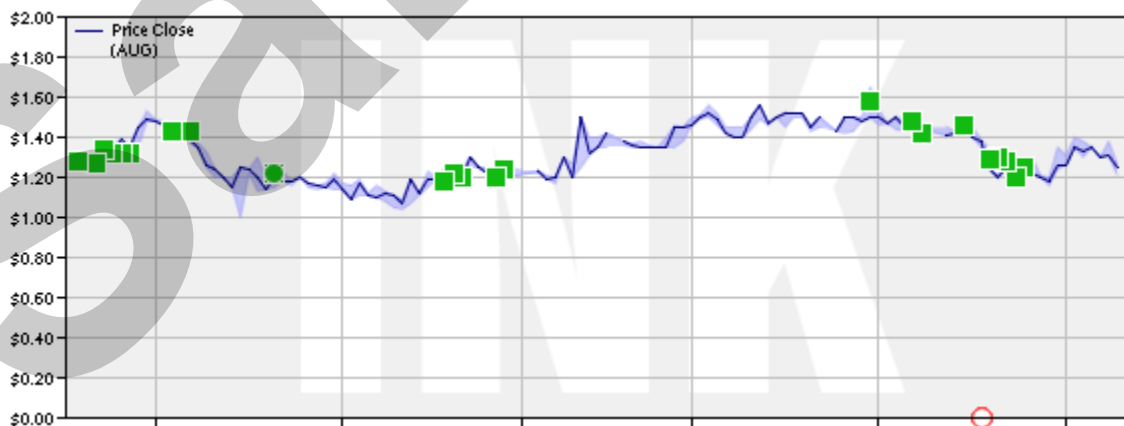
Company Contact: 600-1199 West Hastings Street
VANCOUVER BC V6E 3T5

Website: www.aurynresources.com

Business Overview:

Auryn Resources Inc. is a Canada-based exploration-stage junior mining company. The Company is focused on acquisition, exploration, discovery, development and financing of mineral resource properties. The Company has entered into a definitive joint exploration agreement to acquire around 51% interest in Committee Bay Project, located in Nunavut, Canada. The Committee Bay Project covers an area of approximately 66,160 hectares situated along the Committee Bay Greenstone Belt (the CBGB) and extends to around 300 kilometers northeast. The CBGB includes an Archean aged greenstone belt occurring within the Western Churchill province of north-eastern Canada. The Committee Bay Project includes the Three Bluffs gold deposits. The Committee Bay Project also includes a pipeline of targets, including the Inuk, West Plains and Raven.

AUG Equity Filing Overview Chart



2. Levon Resources Ltd.

Primary Ticker: LVN

Exchange: TSX

TRBC Sector: Basic Materials

Industry: Integrated Mining

NAIC Industry: Junior natural resource

Company Contact: 13 Gad Feinstein Road,
P.O. Box 580

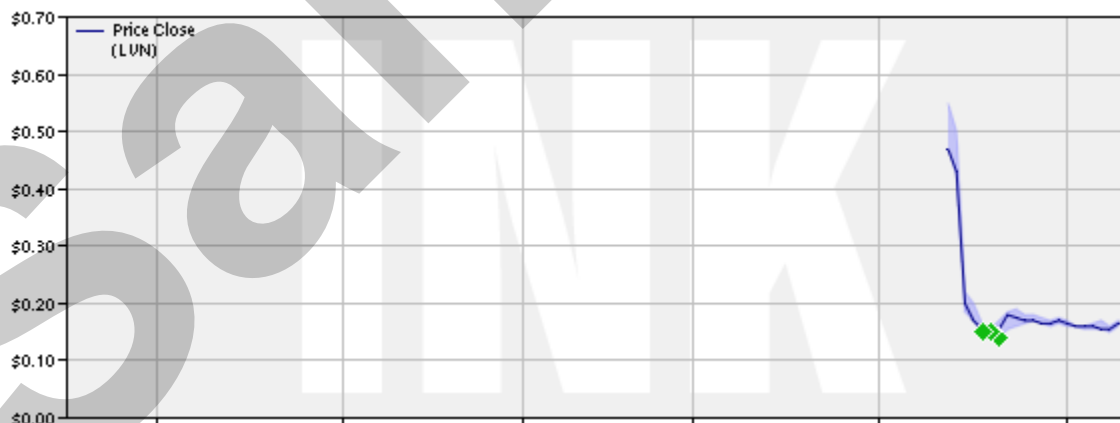
REHOVOT 7610303

Website: www.scivactherapeutics.com

Business Overview:

SciVac Therapeutics Inc, formerly Levon Resources Ltd, is an Israel-based company primarily engaged in the biotechnology and medical research. The Company specializes in developing and marketing biopharmaceuticals, which prevent and treat infectious and immune diseases, such as Hepatitis B (HBV) and Graft-vs-Host Disease (GVHD). Its pipeline products comprise: Sci-B-Vac, a vaccine used in HBV treatment that reproduces three HVB antigens; as well as S-Graft, an enzyme-based drug implemented in GVHD treatment. Furthermore, the Company provides a range of contract based laboratory services for biotechnology entities, such as analytical testing, purification process, production, drug development and support in clinical trials.

LVN Equity Filing Overview Chart



3. Endeavour Mining Corporation

Primary Ticker: EDV

Exchange: TSX

TRBC Sector: Basic Materials

Industry: Gold

NAIC Industry: Gold and precious metals

Company Contact: Suite 3123 - 595 Burrard St.,

P.O. Box 49139

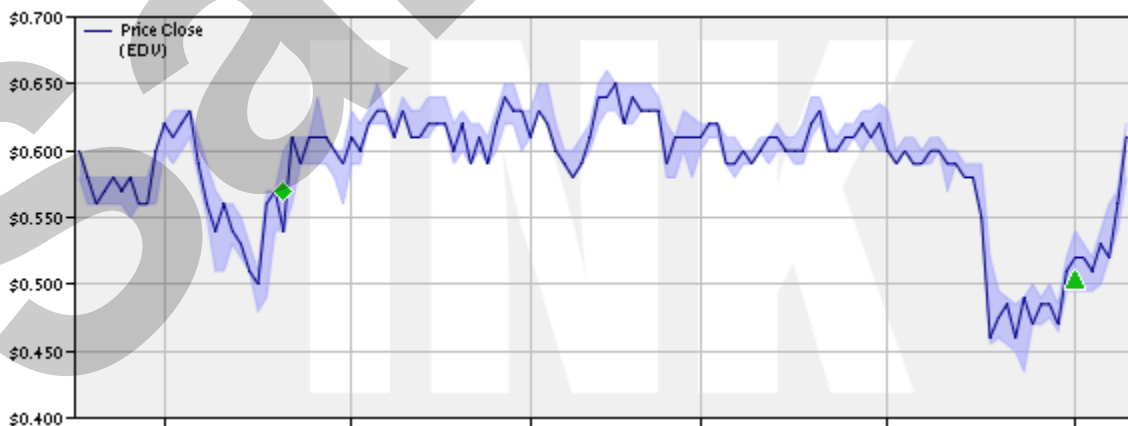
VANCOUVER BC V7X 1J1

Website: www.endeavourmining.com

Business Overview:

Endeavour Mining Corporation (Endeavour) is a Canada-based intermediate gold mining company with four mines producing at a combined rate of approximately 500,000 ounces per year in West Africa. As of December 31, 2014, Endeavour's producing gold mining properties were consisted of the Agbaou mine in Cote d'Ivoire (Agbaou), the Nzema mine in Ghana (Nzema), the Tabakoto mine in Mali (Tabakoto), and the Youga mine in Burkina Faso (Youga). Endeavour also has an exploration portfolio in the regions of Burkina Faso, Cote d'Ivoire, Mali and Ghana with a land package totaling over 6,529 square kilometer. As of December 31, 2014, Endeavour had combined attributable proven and probable mineral reserves of approximately 4.0 million ounces of gold and attributable Measured and Indicated mineral resources (inclusive of reserves) of approximately 6.9 million ounces of gold.

EDV Equity Filing Overview Chart



4. Niogold Mining Corp.

Primary Ticker: NOX

Exchange: TSX Venture

TRBC Sector: Basic Materials

Industry: Integrated Mining

NAIC Industry: Junior natural resource

Company Contact: 24549 53 Ave

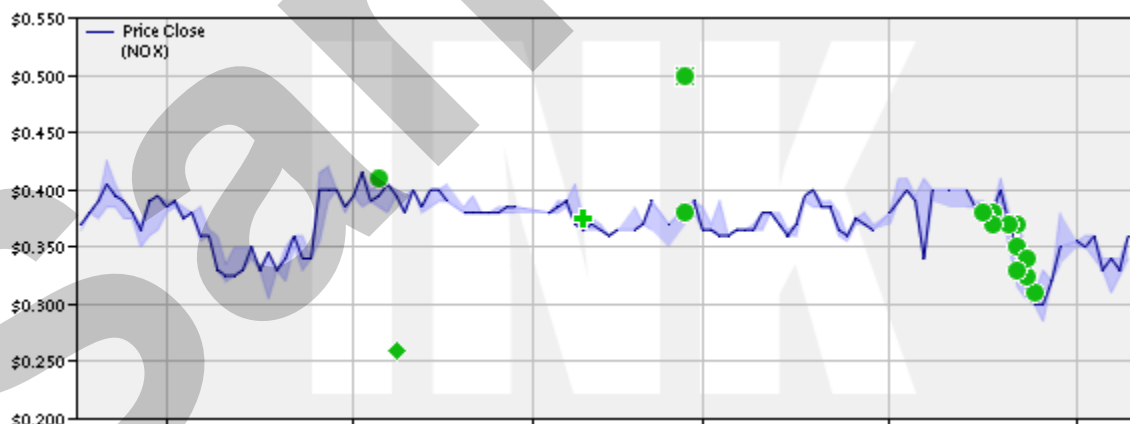
LANGLEY BC V2Z 1H6

Website: www.niogold.com

Business Overview:

Niogold Mining Corporation is a Canada-based mineral exploration company. The Company is engaged in the acquisition, exploration and evaluation of natural resource properties in the province of Quebec. The Company's projects are located in the Cadillac - Malartic - Val-d'Or region of the prolific Abitibi gold mining district Quebec. Its Malartic Project includes Marban Block, NSM JV, Malartic H and Malartic Block. The Marban Block of properties consists of around 40 mining claims and three mining concessions known as the Marban, First Canadian, and Norlartic properties. The Company's other properties include Heva Property, Vassan and Siscoe East Properties, Val-d'Or Property and Montviel Property.

NOX Equity Filing Overview Chart



5. Dynacor Gold Mines Inc.

Primary Ticker: DNG

Exchange: TSX

TRBC Sector: Basic Materials

Industry: Gold

NAIC Industry: Metals and minerals

Company Contact: Suite 1105

625, Boul. Rene-Levesque West

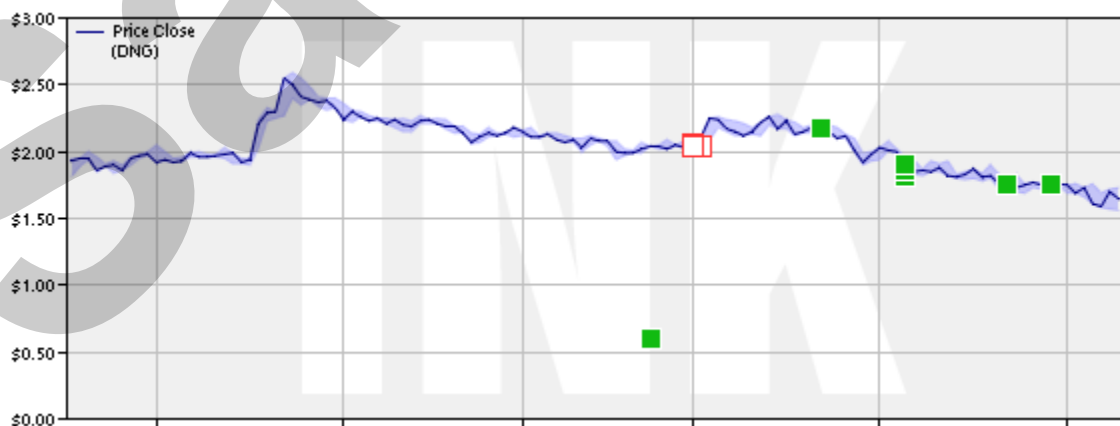
MONTREAL QC H3B 1R2

Website: dynacorgold.com

Business Overview:

Dynacor Gold Mines Inc. (Dynacor) is a gold ore processing and exploration company. The Company's activities consist of the exploration of mining properties for the commercial extraction of gold and precious metals, and production of gold and silver by means of processing of purchased ore. Its projects include Tumipampa, Anta 1, Casaden and Egnone Huinchuni. The Tumipampa property is located approximately 60 kilometers south of the city of Abancay in the Tumipampa region, Circa district, province of Abancay. Dynacor's Anta 1 property is located in the district of San Pedro approximately 72 kilometers west of Nazca, within the Western Andean Cordillera in the Province of Lucanas. Dynacor's Casaden property is located in the district of Magdalena approximately 890 kilometers north east of Lima. Dynacor's Egnone Huinchuni property is located in the district of Ocana/San Pedro approximately 63 kilometers northwest of Nazca, within the Western Andean Cordillera in the Province of Lucanas.

DNG Equity Filing Overview Chart



6. Claude Resources Inc.

Primary Ticker: CRJ

Exchange: TSX

TRBC Sector: Basic Materials

Industry: Integrated Mining

NAIC Industry: Junior natural resource

Company Contact: Suite, 200-224 4th Ave S

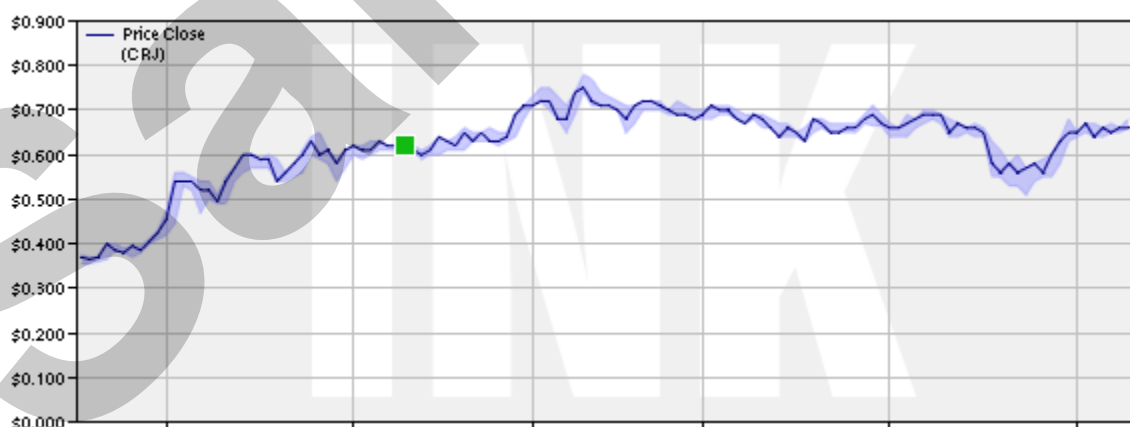
SASKATOON SK S7K 5M5

Website: www.clauderesources.com

Business Overview:

Claude Resources Inc. is a Canada-based gold producer. The Company is also engaged in the exploration and development of gold mineral reserves and mineral resources. The Company's asset base is located in Canada. It owns 100% of Seabee Gold Operation, located in northern Saskatchewan and also owns 100% of the Amisk Gold Project in northeastern Saskatchewan. The Company's mineral property portfolio includes the Seabee Mine and Santoy Mine Complex, which are both producing gold mines, and a portfolio of exploration properties located in the Province of Saskatchewan. The Company has assembled the majority of its property portfolio in and around the Seabee and Santoy Mines, including the Santoy Gap deposit, Neptune and Porky Lake exploration projects, and Amisk Gold Property in Saskatchewan. It has two wholly owned subsidiaries: 4158849 Canada Ltd. and Madsen Gold Corporation.

CRJ Equity Filing Overview Chart

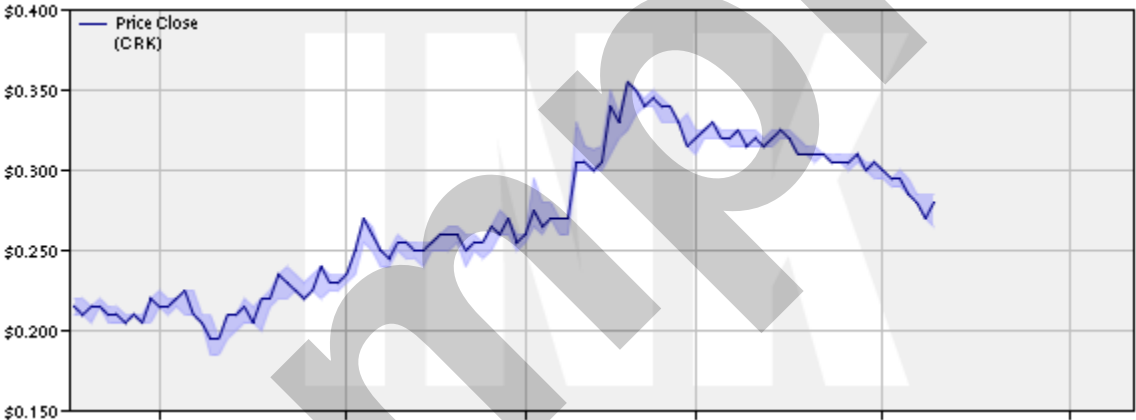


7. Crocodile Gold Corp.

Primary Ticker: CRK
Exchange: TSX
TRBC Sector: N/A
Industry: N/A
NAIC Industry: N/A
Company Contact:
Website: N/A

Business Overview:

CRK Equity Filing Overview Chart



8. Integra Gold Corp.

Primary Ticker: ICG

Exchange: TSX Venture

TRBC Sector: Basic Materials

Industry: Gold

NAIC Industry: Junior natural resource

Company Contact: Royal Centre

Suite 2270, 1055 West Georgia Street

P.O Box 11144

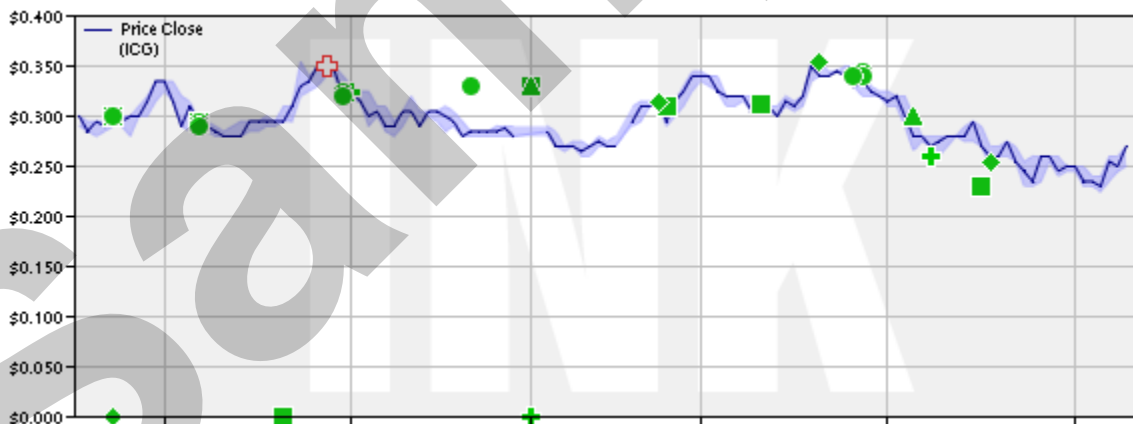
VANCOUVER BC V6E 3P3

Website: www.integragold.com

Business Overview:

Integra Gold Corp. is a Canada-based exploration-stage resource company engaged in the acquisition and exploration of mineral properties. The Company holds a number of properties in Canada, including the Lamaque Gold Project in Val-d'Or, Quebec; Sigma-Lamaque Milling Facility and Mines located adjacent and directly north of Lamaque South; properties within the Abitibi Greenstone Belt in Quebec and Ontario, and one property in British Columbia.

ICG Equity Filing Overview Chart



9. Barrick Gold Corporation

Primary Ticker: ABX

Exchange: TSX

TRBC Sector: Basic Materials

Industry: Gold

NAIC Industry: Gold and precious metals

Company Contact: Canada Trust Twr, Suite 3700

Bce Place, 161 Bay Street

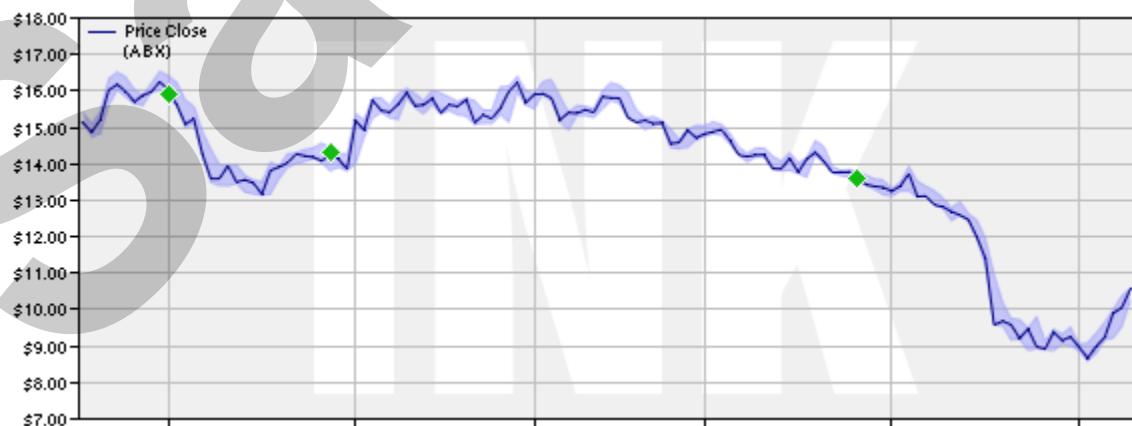
TORONTO ON M5J2S1

Website: www.barrick.com

Business Overview:

Barrick Gold Corporation (Barrick) is a gold mining company. The Company is engaged in the production and sale of gold and copper, as well as related activities, such as exploration and mine development. The Company operates in segments: eight individual gold mines, Acacia and Pascua-Lama project. The remaining operating segments have been grouped into two other categories: its remaining gold mines and its two copper mines. The Company sells its production in the world market through the distribution channels: gold bullion is sold in the gold spot market; gold and copper concentrate is sold to independent smelting companies, and copper cathode is sold to various manufacturers and traders. The Company has 14 producing gold mines, located in Canada, the United States, Peru, Argentina, Australia, the Dominican Republic and Papua New Guinea. It also holds a 63.9% equity interest in Acacia Mining plc (Acacia) that owns gold mines and exploration properties in Africa.

ABX Equity Filing Overview Chart



10. Pan American Silver Corp.

Primary Ticker: PAA

Exchange: TSX

TRBC Sector: Basic Materials

Industry: Precious Metals & Minerals

NAIC Industry: Metals and minerals

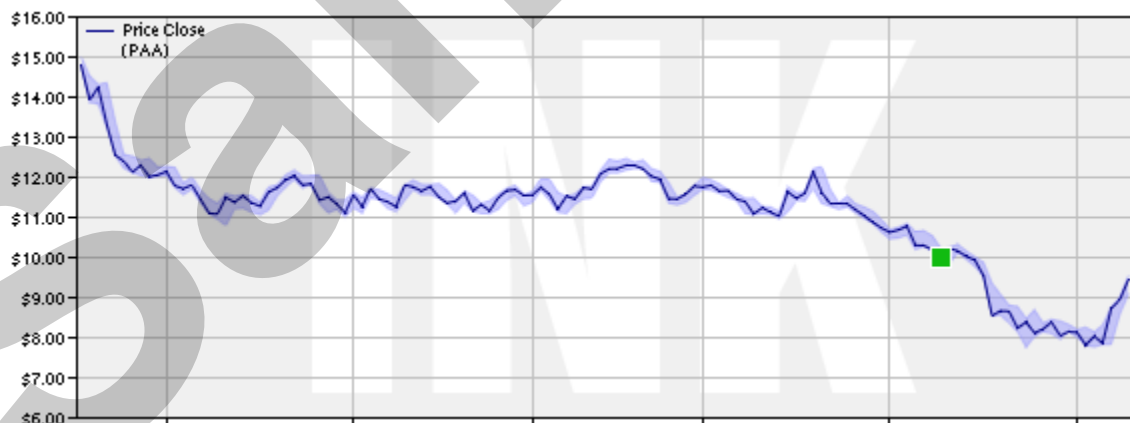
Company Contact: 1500-625 Howe Street
VANCOUVER V6C 2T6

Website: www.panamericansilver.com

Business Overview:

Pan American Silver Corp. (Pan American) is engaged in the operation and development of and exploration for silver producing properties and assets. The Company's principal product is silver. The Company also produces and sells gold, zinc, lead, and copper. The Company is engaged in mining operations and is developing mining projects in Mexico, Peru, Argentina and Bolivia, and has control over non-producing silver assets in each of those jurisdictions and in the United States. The Company's principal products and sources of sales are silver and gold dore and silver bearing zinc, lead, and copper concentrates. As of December 31, 2014, the Huaron, Morococha, Alamo Dorado, Dolores, La Colorada, Manantial Espejo and San Vicente mines accounted for all of its production of concentrates and dore.

PAA Equity Filing Overview Chart



11. Eastern Platinum Limited

Primary Ticker: ELR

Exchange: TSX

TRBC Sector: Basic Materials

Industry: Precious Metals & Minerals

NAIC Industry: Metals and minerals

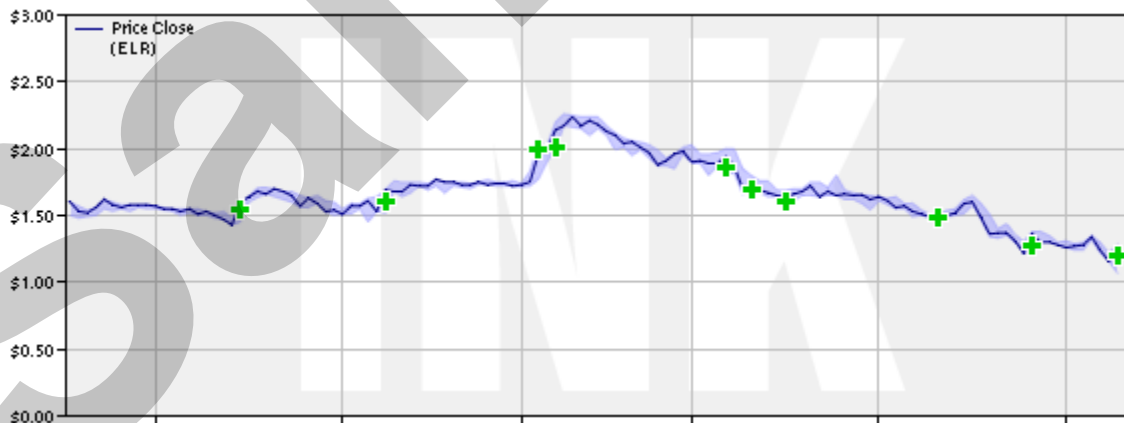
Company Contact: #501 - 837 West Hastings Street
VANCOUVER BC V6C 3N6

Website: www.eastplats.com

Business Overview:

Eastern Platinum Limited (Eastplats) is a Canada-based company engaged in the mining and development of platinum group metals (PGM) deposits in South Africa. All of the Company's properties are situated on the western and eastern limbs of the Bushveld Complex (BC). The Company holds an 87.5% interest in Crocodile River Mine, located on the eastern portion of the western limb of the Bushveld Complex. Eastplats holds an 87.5% interest in Kennedy's Vale Project, located on the eastern limb of the Bushveld Complex, near Steelpoort in the Province of Mpumalanga and comprises PGM mineral rights on five farms in the Steelpoort Valley. It also holds and acts as operator in 93.4% interest in the Spitzkop PGM project and an 87% interest in the Maresburg projects located on the eastern limb of the Bushveld Complex.

ELR Equity Filing Overview Chart



12. Kirkland Lake Gold Inc.

Primary Ticker: KGI

Exchange: TSX

TRBC Sector: Basic Materials

Industry: Gold

NAIC Industry: Gold and precious metals

Company Contact: 95 Wellington St W Suite 1430

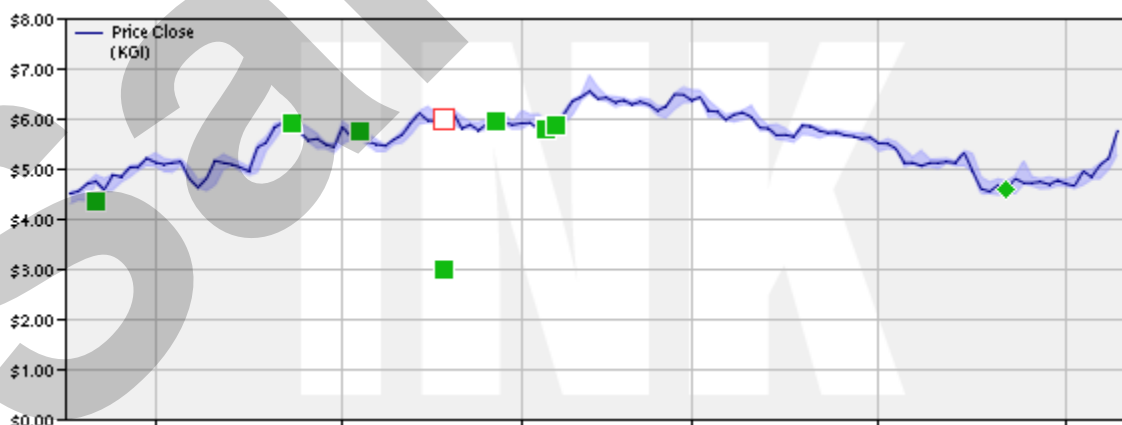
TORONTO ON M5J 2N7

Website: www.klgold.com

Business Overview:

Kirkland Lake Gold Inc. is a Canada-based gold mining company. Kirkland Lake Gold is an operating and exploration gold Company in Kirkland Lake, Ontario which is located in the Lower Abitibi Greenstone belt in northeastern Ontario. The Company owns the five former high grade mines that produced 22 million ounces of gold at an average grade of 15.1 grams per ton. The Company's corporate goal is to create a profitable and long-lived intermediate gold mining company based in the Kirkland Lake Gold Camp. The Company has also been conducting a surface drilling program, testing mineralization from surface to 1,000 feet. The Company's report indicated 310,000 tons at a grade of 0.34 ounces per ton for 104,000 ounces in the Measured and Indicated category, and 131,000 tons at a grade of 0.36 ounces per ton for 48,000 ounces in the inferred category.

KGI Equity Filing Overview Chart



13. Copper Fox Metals Inc.

Primary Ticker: CUU

Exchange: TSX Venture

TRBC Sector: Basic Materials

Industry: Integrated Mining

NAIC Industry: Junior industrial

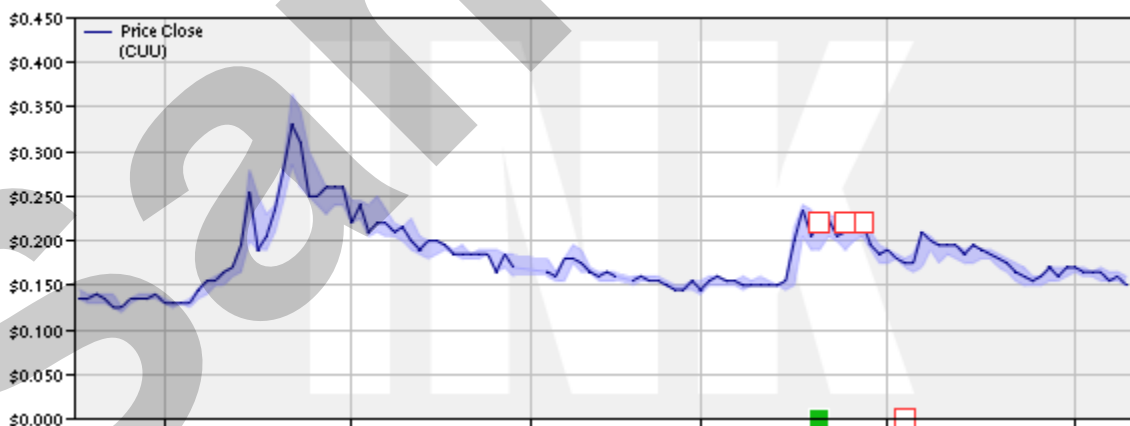
Company Contact: 340 - 12th Avenue S.W.
CALGARY AB T2R 1L5

Website: www.copperfoxmetals.com

Business Overview:

Copper Fox Metals Inc. is a Canada-based resource development company. The Company is focused on the exploration and development of copper projects in North America. The Company's primary asset is its 25% interest in a joint venture with Teck Resources Limited (Teck) on the Schaft Creek copper/gold/molybdenum/silver project located in northwestern British Columbia. The Company operates through its wholly owned subsidiary, Desert Fox. The Company's Van Dyke project is located in the Globe-Miami District in the Arizona porphyry copper belt. The Sombrero Butte property consists of 3,342 acres located in the Bunker Hill Mining District of Arizona, 44 miles northeast of Tucson, Arizona.

CUU Equity Filing Overview Chart



14. Banro Corporation

Primary Ticker: BAA

Exchange: TSX

TRBC Sector: Basic Materials

Industry: Gold

NAIC Industry: Junior natural resource

Company Contact: 1 First Canadian Place

Suite 7070, 100 King St. West,

P.O. Box 419

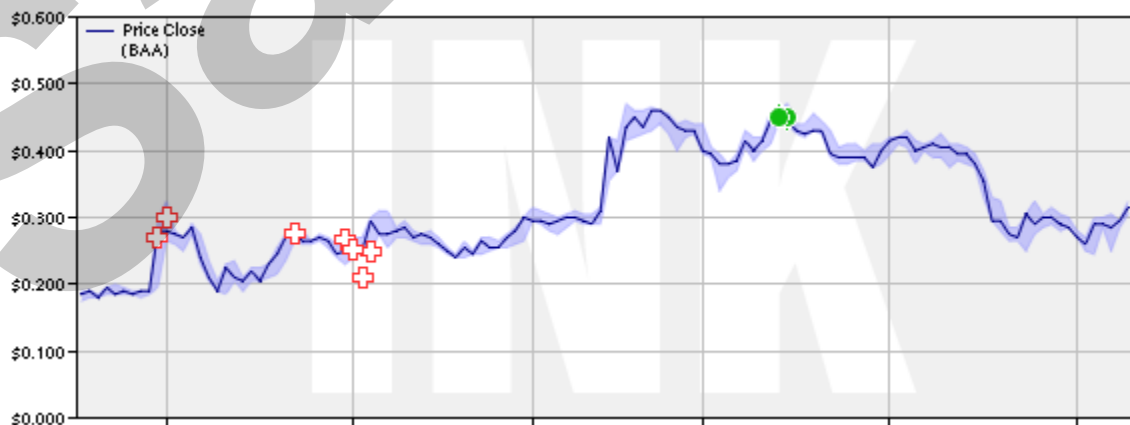
TORONTO ON M5X 1E3

Website: www.banro.com/s/Home.asp

Business Overview:

Banro Corporation (Banro) is a gold mining company. The Company holds a 100% interest in its four gold properties (Twangiza, Namoya, Lugushwa and Kamituga) through four Democratic Republic of the Congo (DRC) subsidiaries. The Company is focused on production from the Twangiza gold mine in the DRC. Namoya is engaged in gold production. The Company is engaged in the development of two additional wholly owned gold projects, Lugushwa and Kamituga. The four projects are located along the Twangiza-Namoya gold belt in the South Kivu and Maniema provinces of the DRC. Its properties, totaling approximately 2,612 square kilometers, are covered by a total of 13 exploitation permits (or mining licenses). The Company also holds, through its DRC subsidiary (Banro Congo Mining S.A.), 14 exploration permits covering an aggregate of 2,638 square kilometers, including 10 of which are located in the vicinity of its Twangiza property and four are located in the vicinity of the Namoya property.

BAA Equity Filing Overview Chart



15. Gold Canyon Resources Inc.

Primary Ticker: GCU

Exchange: TSX Venture

TRBC Sector: Basic Materials

Industry: Integrated Mining

NAIC Industry: Junior natural resource

Company Contact: 810-609 Granville St

Lcd Pacific Centre

PO Box 10356

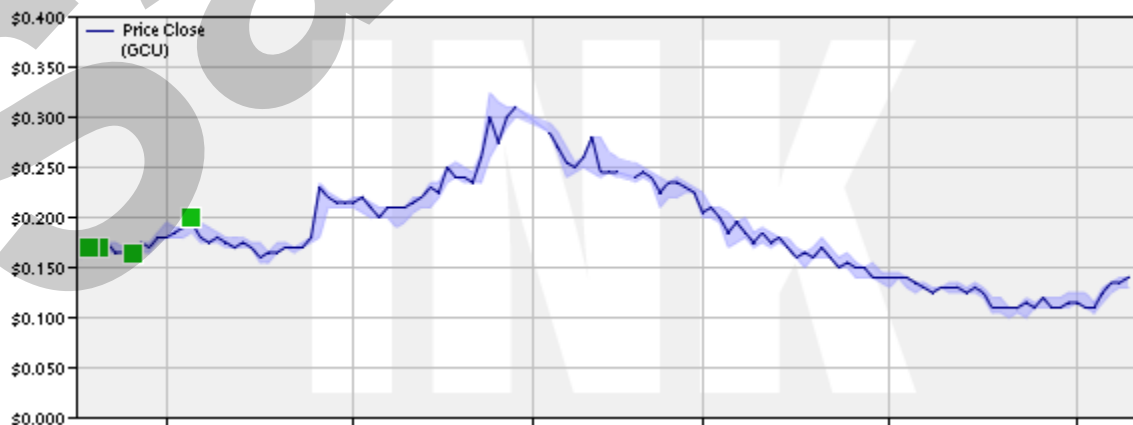
VANCOUVER BC V7Y 1G5

Website: www.goldcanyon.ca

Business Overview:

Gold Canyon Resources Inc. is a mineral exploration company engaged in the acquisition, exploration and development of precious and rare metal properties. The Company has its projects in Canada and the United States. Its projects include the Springpole Gold Property (Springpole), the Horseshoe Island Property and the Favourable Lake Property. The Springpole Gold Property is located in the Red Lake Mining District of Ontario, approximately 70 miles north-east of the Town of Red Lake and consists of over 80,000 acres. The Horseshoe Island Property, located in Northwestern Ontario, comprises of 2088 hectares of contiguous mineral claims. The Favourable Lake Property, located approximately 120 miles north of Red Lake, Ontario, consists of 27 mineral claims. It also includes properties, such as Kratz Spring Property and Malawi Properties, which are a part of the Rare Earth Element Project, through its joint exploration agreement with the Japan Oil, Gas and Metals National Corporation.

GCU Equity Filing Overview Chart



16. Dalradian Resources Inc.

Primary Ticker: DNA

Exchange: TSX

TRBC Sector: Basic Materials

Industry: Gold

NAIC Industry: Metals and minerals

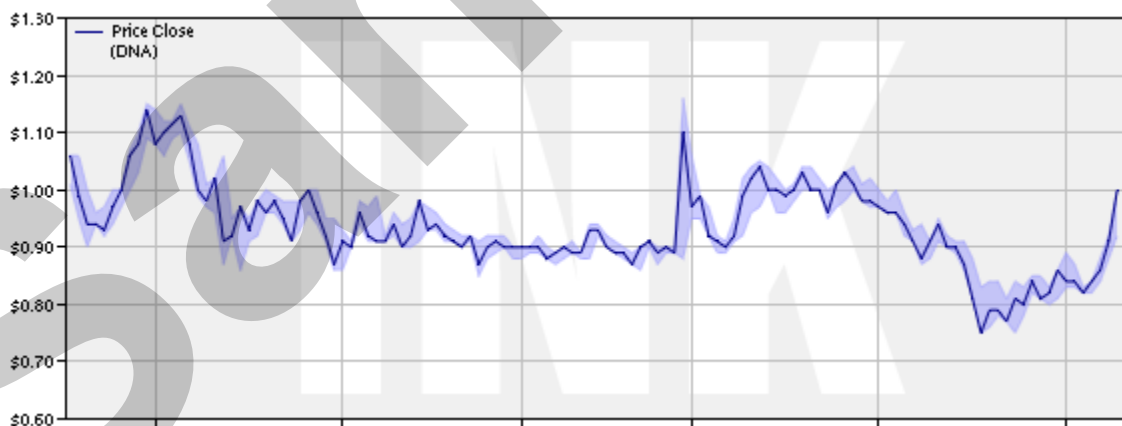
Company Contact: 155 Wellington St W Suite 2920
TORONTO ON M5V 3H1

Website: www.dalradian.com

Business Overview:

Dalradian Resources Inc. is a Canada-based gold development and exploration company. The Company is engaged in the selection, acquisition, exploration, evaluation and development of mineral properties. Its focus is to develop the Curraghinalt gold deposit. Curraghinalt hosts an NI 43-101 compliant, including measured mineral resource of 0.02 metric ton (MT) grading 20.15 grams per ton (g/t) gold for 15,000 contained ounces; indicated mineral resource of 2.98 MT grading 10.34 g/t gold for 989,000 contained ounces, and inferred mineral resource of 8.01 MT grading 9.67 g/t gold for 2,490,000 contained ounces. Curraghinalt consists of around 12 primary gold-bearing veins, ranging in width from less than a few centimeters to more than three meters.

DNA Equity Filing Overview Chart



17. Dominion Diamond Corporation

Primary Ticker: DDC

Exchange: TSX

TRBC Sector: Basic Materials

Industry: Precious Metals & Minerals

NAIC Industry: Metals and minerals

Company Contact: Station A

P.O. Box 4569

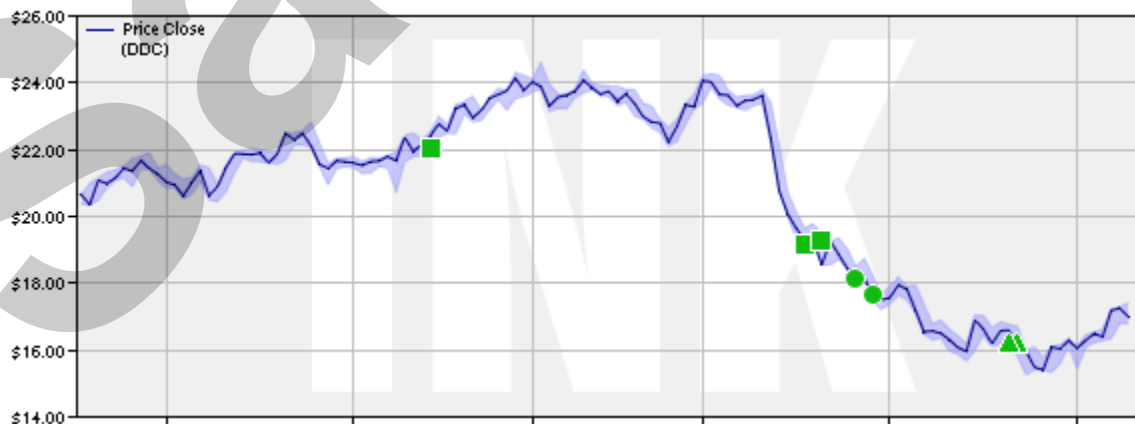
TORONTO ON M5W 4T9

Website: www.ddcorp.ca

Business Overview:

Dominion Diamond Corporation is focused on the mining and marketing of rough diamonds to the global market. The Company has ownership interests in the Diavik and the Ekati group of mineral claims. The Diavik Joint Venture is an unincorporated joint arrangement between Diavik Diamond Mines (2012) Inc. (DDMI) and Dominion Diamond Diavik Limited Partnership (DDDLP) where DDDLp holds an undivided 40% ownership interest in the assets, liabilities and expenses of the Diavik Diamond Mine. DDMI is the operator of the Diavik Diamond Mine. The Ekati Diamond Mine consists of the Core Zone, which includes the current operating mine and other permitted kimberlite pipes, as well as the Buffer Zone, an adjacent area hosting kimberlite pipes having both development and exploration potential. The Company owns an 88.9% interest in the Core Zone and a 65.3% interest in the Buffer Zone. The Company controls and consolidates the Ekati Diamond Mine.

DDC Equity Filing Overview Chart



18. Alacer Gold Corp.

Primary Ticker: ASR

Exchange: TSX

TRBC Sector: Basic Materials

Industry: Gold

NAIC Industry: Junior natural resource

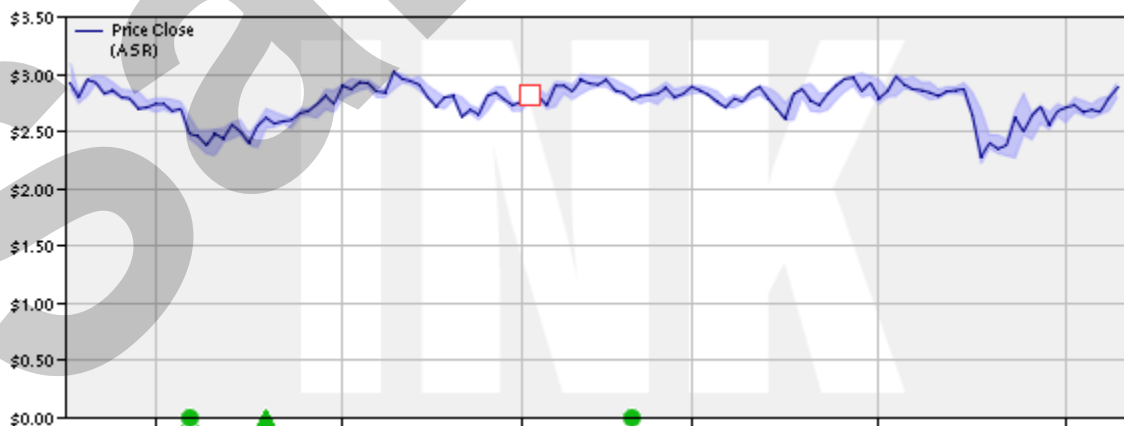
Company Contact: 9635 Maroon Cir Ste 300
ENGLEWOOD CO 80112-5902

Website: www.alacergold.com

Business Overview:

Alacer Gold Corp. is a United States-based intermediate gold mining company. The Company is engaged mining, development, exploration and production of mineral deposits in Turkey. The Company owns 80% interest in the Copley Gold Mine, which is an epithermal gold-silver-copper deposit, centered on a composite diorite to monzonite porphyry stock. The Company holds exploration licenses surrounding the Copley deposit cover a 15 kilometers by 25 kilometers area. It owns 80% of the licenses adjacent to Copley under the Anagold joint venture and 50% of the remaining licenses in the Copley District under the Kartaltepe joint venture. It owns 20% interest in the Polimetal joint venture covering 18 licenses and 43,088 hectares across Turkey. Drilling at Dursunbey intercepted gold, silver and base metal mineralization hosted in metamorphic rocks. Cevizlidere project is 50% owned by the Company through the Tuncpinar joint venture. Cevizlidere contains copper-gold-molybdenum porphyry deposit.

ASR Equity Filing Overview Chart



19. Centerra Gold Inc.

Primary Ticker: CG

Exchange: TSX

TRBC Sector: Basic Materials

Industry: Gold

NAIC Industry: Metals and minerals

Company Contact: 1 University Ave Suite 1500

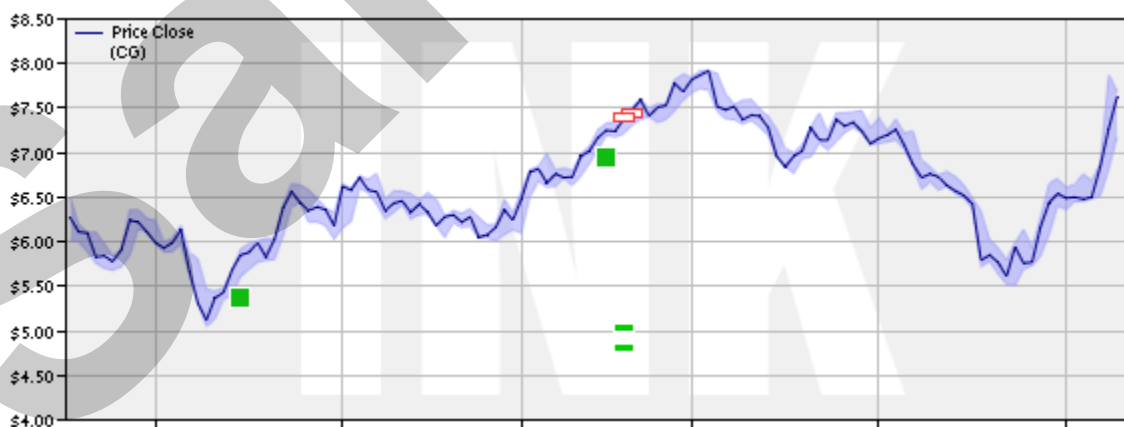
TORONTO ON M5J 2P1

Website: www.centerragold.com

Business Overview:

Centerra Gold Inc is a Canada-based gold mining and exploration company. The Company is engaged in the operation, exploration, development and acquisition of gold properties in Asia. The Company consists of two producing gold mines, Kumtor mine in the Kyrgyz Republic and Boroo mine in Mongolia. Kumtor is located in the Kyrgyz Republic, about 350 kilometers southeast of the capital Bishkek. As of 2013, Kumtor's gold production was 600,402 ounces. Gatsuurt exploration property, located 35 kilometers from the Boroo mine. Its development property includes the Gatsuurt property in Mongolia near Boroo mine. The Company's other exploration properties include the Oksut project in Turkey; Kara Beldyr project in the Tyva Republic in Russia; Laogouxi project in China; Sumber Joint Venture in Mongolia, and Altan Tsagaan Ovoo (ATO) project in Mongolia.

CG Equity Filing Overview Chart



20. Wesdome Gold Mines Ltd.

Primary Ticker: WDO

Exchange: TSX

TRBC Sector: Basic Materials

Industry: Gold

NAIC Industry: Junior natural resource

Company Contact: 8 King St E Suite 1305

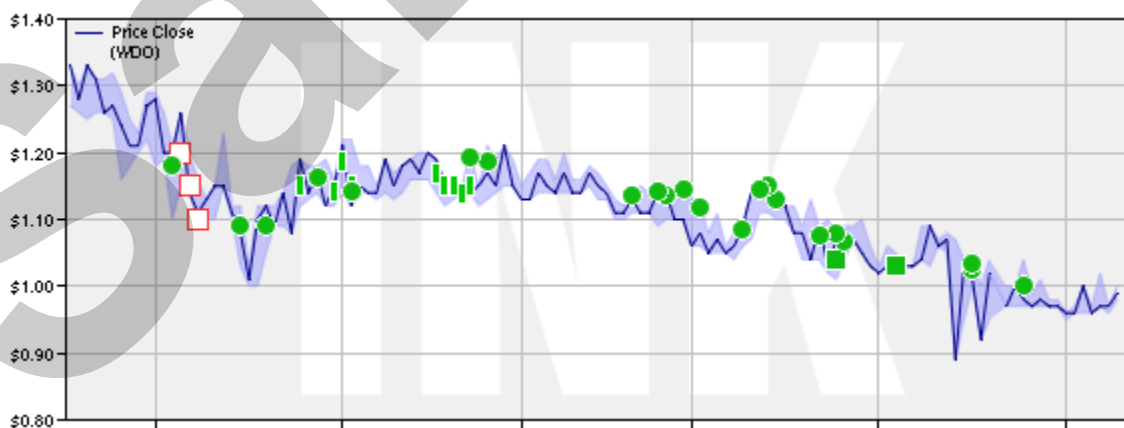
TORONTO ON M5C 1B5

Website: www.wesdome.com

Business Overview:

Wesdome Gold Mines Ltd. is a gold producer engaged in gold mining and related activities including exploration, extraction, processing and reclamation. The Company's principal assets include the Eagle River mine, the Mishi mine and the Eagle River mill located near Wawa, Ontario and the Kiena mining and milling complex and exploration properties located in Val D'Or, Quebec. Its exploration properties include the Wesdome Group Property, Moss Lake Properties and The Mishi Group Properties. The Wesdome Group Properties include the Wesdome, Shawkey, Siscoe and Siscoe-Extension, Mine École, Lamothe, Lamothe-Extension, Yankee Clipper and Callahan properties. The Moss Lake property is owned by Moss Lake Gold Mines Ltd. (MLGM). MLGM owns a 100% interest in the Fountain Lake property which consists of 149 mining claims contiguous to the Moss Lake property to the east, west and south. The Mishi Group Properties include the Magnacon, Magnacon East, Mishi West and Pukaskwa properties.

WDO Equity Filing Overview Chart



INK Gold and Precious Metals Top 20 Performance - Performance by Publication

Report Summary as of August 11, 2015








Jul 29, 2015		Since Publication				
Publication	1 Month	3 Month	6 Month	(Max 1 yr)	INK CIN Index	
Equal Weight	--	--	--	2.93%	-0.29%	
Market Cap Weight	--	--	--	3.74%	--	
Jun 24, 2015		Since Publication				
Publication	1 Month	3 Month	6 Month	(Max 1 yr)	INK CIN Index	
Equal Weight	-15.90%	--	--	-15.06%	-4.17%	
Market Cap Weight	-21.28%	--	--	-20.74%	--	
May 29, 2015		Since Publication				
Publication	1 Month	3 Month	6 Month	(Max 1 yr)	INK CIN Index	
Equal Weight	-3.44%	--	--	-18.51%	-3.20%	
Market Cap Weight	-9.31%	--	--	-30.84%	--	
Apr 29, 2015		Since Publication				
Publication	1 Month	3 Month	6 Month	(Max 1 yr)	INK CIN Index	
Equal Weight	0.27%	-14.12%	--	-12.40%	-3.28%	
Market Cap Weight	-2.64%	-24.96%	--	-22.82%	--	
Mar 30, 2015		Since Publication				
Publication	1 Month	3 Month	6 Month	(Max 1 yr)	INK CIN Index	
Equal Weight	5.04%	1.62%	--	-8.55%	-3.18%	
Market Cap Weight	11.45%	-4.13%	--	-24.81%	--	











INK Gold and Precious Metals Top 20 Performance - Performance by Stock














Report Summary as of August 11, 2015




The list includes all the stocks that have made it into the Top Gold and Precious Metals list over the past 12 months.
Sorting by 6 month performance, high to low

* Current Top 20

Issuer Name (Symbol)	Start Date	Current Outlook	1 Month	3 Month	6 Month	Since Start (Max 1 Yr)	Date Dropped
Banro Corporation (BAA)	Mar 30/15		14.29%	14.29%	14.29%	14.29%	Apr 29/15
Eastern Platinum Limited (ELR)	Mar 30/15		13.73%	7.84%	7.84%	7.84%	Jun 24/15
Turquoise Hill Resources Ltd. (TRQ)	Apr 29/15		7.48%	7.48%	7.48%	7.48%	May 29/15
NovaGold Resources Inc. (NG)	Apr 29/15		6.07%	6.07%	6.07%	6.07%	May 29/15
Atlantic Gold Corporation (AGB)	Apr 29/15	N/A	5.56%	5.56%	5.56%	5.56%	May 29/15
Pan American Silver Corp. (PAA)	Mar 30/15		3.09%	3.09%	3.09%	3.09%	Apr 29/15
Sierra Metals Inc. (SMT)	Apr 29/15	N/A	-0.68%	2.74%	2.74%	2.74%	Jun 24/15
Centerra Gold Inc. (CG)	Mar 30/15		--	--	--	--	Apr 29/15
Alacer Gold Corp. (ASR)	Mar 30/15		-1.07%	-1.07%	-1.07%	-1.07%	Apr 29/15

Issuer Name (Symbol)	Start Date	Current Outlook	1 Month	3 Month	6 Month	Since Start (Max 1 Yr)	Date Dropped
Wesdome Gold Mines Ltd. (WDO)	Mar 30/15		8.04%	-1.79%	-1.79%	-1.79%	May 29/15
Dalradian Resources Inc. (DNA)	Mar 30/15		-2.17%	-2.17%	-2.17%	-2.17%	Apr 29/15
Niogold Mining Corp. (NOX)	Mar 30/15	N/A	-3.75%	-2.50%	-2.50%	-2.50%	May 29/15
Western Copper and Gold Corporation (WRN)	Apr 29/15	N/A	-8.20%	-8.20%	-8.20%	-8.20%	May 29/15
Dynacor Gold Mines Inc. (DNG)	Mar 30/15		-10.08%	-10.08%	-10.08%	-10.08%	Apr 29/15
Peregrine Diamonds Ltd. (PGD)	Apr 29/15		-16.18%	-16.18%	-16.18%	-16.18%	May 29/15
St Andrew Goldfields Ltd. (SAS)	May 29/15		-3.13%	-18.75%	-18.75%	-18.75%	Jul 29/15
Endeavour Mining Corporation (EDV)	Mar 30/15		5.00%	3.33%	-19.17%	-19.17%	Jul 29/15
Caledonia Mining Corporation (CAL)	Jun 24/15		-26.26%	-21.21%	-21.21%	-21.21%	Jul 29/15
Ivanhoe Mines Ltd. (IVN)	May 29/15		-23.33%	-23.33%	-23.33%	-23.33%	Jun 24/15
Entree Gold Inc. (ETG)	Apr 29/15	N/A	-23.68%	-23.68%	-23.68%	-23.68%	May 29/15
Gold Canyon Resources Inc. (GCU)	Mar 30/15	N/A	44.19%	-27.91%	-27.91%	-27.91%	Jun 24/15
Levon Resources Ltd. (LVN)	Mar 30/15		8.24%	22.35%	-29.41%	-29.41%	Jul 29/15
Barrick Gold Corporation (ABX)	Mar 30/15		14.79%	-4.95%	-33.62%	-33.62%	Jul 29/15
Copper Fox Metals Inc. (CUU)	Mar 30/15	N/A	-34.62%	-34.62%	-34.62%	-34.62%	Apr 29/15

Issuer Name (Symbol)	Start Date	Current Outlook	1 Month	3 Month	6 Month	Since Start (Max 1 Yr)	Date Dropped
Silver Standard Resources Inc. (SSO)	Jul 29/15		--	--	--	8.37%	Nov 30/00
Auryn Resources Inc. (AUG)	Mar 30/15		4.35%	30.43%	--	13.91%	Nov 30/00
Bear Creek Mining Corporation (BCM)	Jul 29/15		--	--	--	1.30%	Nov 30/00
Integra Gold Corp. (ICG)	Mar 30/15		-18.84%	-2.90%	--	-27.54%	Nov 30/00
Claude Resources Inc. (CRJ)	Mar 30/15		18.97%	17.24%	--	13.79%	Nov 30/00
Stornoway Diamond Corporation (SWY)	Jul 29/15		--	--	--	--	Nov 30/00
Treasury Metals Inc. (TML)	May 29/15		44.74%	--	--	--	Nov 30/00
Pretium Resources Inc. (PVG)	Jul 29/15		--	--	--	9.92%	Nov 30/00
Lion One Metals Limited (LIO)	May 29/15	N/A	-4.17%	--	--	--	Jul 29/15
Guyana Goldfields Inc. (GUY)	May 29/15		6.78%	--	--	10.84%	Nov 30/00
Kirkland Lake Gold Inc. (KGI)	Mar 30/15		7.82%	2.91%	--	-5.09%	Nov 30/00
Mountain Province Diamonds Inc. (MPV)	Jun 24/15		-14.57%	--	--	-14.37%	Nov 30/00
Sabina Gold & Silver Corp. (SBB)	May 29/15		2.44%	--	--	-8.54%	Nov 30/00
Lundin Gold Inc. (LUG)	Jul 29/15		--	--	--	-3.51%	Nov 30/00

Issuer Name (Symbol)	Start Date	Current Outlook	1 Month	3 Month	6 Month	Since Start (Max 1 Yr)	Date Dropped
Lucara Diamond Corp. (LUC)	Jul 29/15		--	--	--	-4.93%	Nov 30/00
Dominion Diamond Corporation (DDC)	Mar 30/15		11.45%	-15.97%	--	-20.36%	Nov 30/00
Crocodile Gold Corp. (CRK)	Mar 30/15	N/A	17.39%	34.78%	--	--	Jul 29/15
MAG Silver Corp. (MAG)	Jul 29/15		--	--	--	10.39%	Nov 30/00

Sample

End of Report

Should you have any questions, please email us at
inquiries@inkresearch.com

Disclaimer:

Copyright © 2015 INK Research Corp. All rights reserved. It is a violation of copyright laws to reproduce all or part of this publication or service by email, or any other means without the permission of INK Research Corp. You should not attribute in any other publication, disseminate, or distribute information contained herein without the written consent of INK Research Corp. INK Edge® and INK Research® are registered trade-marks owned by INK Research Corp. SEDI ® is a registered trade-mark owned by the Alberta Securities Commission.

INK provides general information. INK is not an investment advisory service, a financial planner, an investment advisor nor a securities advisor. INK does not purport to tell people, or suggest to people, what they should buy or sell for themselves. Opinions and recommendations contained herein should not be construed as investment advice. Do not assume that any recommendations, insights, charts, theories, or philosophies will ensure profitable investment. Users should always consult with and obtain advice from their professional licensed financial advisor, including their tax advisor, to determine the suitability of any investment. INK recommends that anyone making an investment or trading securities do so with caution. Users should perform full due diligence and investigate any security fully before making an investment or before the execution of a security trade based upon information learned through INK. Investors should obtain annual reports and other company information to complete their own due diligence in any investment. Neither INK nor anyone affiliated with INK is responsible for any investment decision made. INK has made all reasonable efforts to ensure that all information provided is accurate at the time of inclusion; however, there may be inadvertent and occasional errors. INK makes no guarantee of accuracy or completeness. All information and opinion expressed herein is subject to change without notice. INK employees may have an ownership or investment interest in any stock mentioned in this service or on this website. There may be links on this site to third-party sites or pages, the contents of which are not verified, maintained, controlled or supervised by INK. INK is not responsible for and assumes no liability for the accuracy, completeness or timeliness of the information or contents of any linked sites or pages. The inclusion of any link by us does not imply that INK recommends, approves or endorses the linked site or pages