

HITS stocks help the February INK Top 40 beat benchmarks

As of: Friday, March 27, 2015

Healthcare, Industrials and Technology sector (HITS) stocks helped the February INK Top 40 outperform both the INK Canadian Insider Index and the S&P/TSX Composite Index between the period of February 24 and March 27. On equally weighted basis, the Top 40 rose 1.46% during the period, compared to a 1.16% drop for the INK CIN Index and a 3.11% drop for the S&P/TSX Composite Equal Weight Index. On a market cap basis, the Top 40 was essentially flat (-0.05%) versus a 2.32% drop for the S&P/TSX Composite Index.

Biotech stock Resverlogix led the way jumping 83% since the February report. The second best performing stock on the list was junior miner Claude Resources up 54%. The third spot was grabbed by optical sensors and instruments maker Photon Control which rose 25% followed by aerospace equipment maker Firan Technology Group which advanced 18%.

While the HITS have been a performance hit over the past month, insiders are signalling an expected leadership change going forward, at least in terms of market cap bets. The March Top 40 is putting a lot of weight behind top ranked Prem Watsa's Fairfax Financial and asset manager Brookfield Asset Management.



*Fairfax Financial under the leadership of Prem Watsa holds the top spot in the INK Edge rankings.
Picture source: channelbiz.es*

The basic materials group has greater prominence, moving to a 16% weight on a market cap basis, up from 10% last month. Agrium and packager Wipak account for the lion's share of Basic Materials allocation. The departure of Valeant Pharma is further boosting the prominence of the Financials and Basic Materials large cap survivors.

Of the 15 stocks leaving the list from last month, only Stornoway Diamonds (SWY) has been dropped due to a low ranking. It is now in the cloudy category putting it in the bottom 30% of all stocks ranked. PFB Corporation (PFB) has been dropped due to low liquidity. It is currently unranked. Generally, INK Edge outlook signals are expected to persist for up to one year, with 6 months being the strongest time horizon. Consequently, just because a stock may have appeared in the previous month and does not appear this month does not mean the name should necessarily be sold.

An exception would be if the stock's outlook moves into the cloudy, or rainy category. If a stock moves into the mixed category and stays there for more than 6 months, it could also be time to consider selling and replacing with a name that has a brighter outlook. Of course, if the fundamental story changes negatively, such as regulatory problems, the stock should also be re-evaluated for a potential sale. For new subscribers who are not familiar with the INK Edge outlook process, please read our FAQ#5.






This is the first edition of the INK Top 40 using the new format. We still may have a few bugs to work out in terms of links and performance presentation. However, readers should no longer have to wait for the following month to get a sense of the performance of the names on the list and stock returns should be updated daily.

One or more INK employees hold positions in Agrium Inc. (AGU), and Aury Resources Inc. (AUG) from the current Top 40 list.

Sample

Symbols and Abbreviations

The INK Edge Outlook is a great tool that investors can use to help identify opportunity and risk. The INK Edge Outlook ranks a stock based on our composite V.I.P. criteria of Valuations, Insider commitment and Price momentum. Stocks are assigned one of 5 composite rankings:

-  Sunny (most favourable, ranking in top 10%)
-  Mostly Sunny (ranks in next 20%)
-  Mixed (middle 40%)
-  Cloudy (next 70-90%)
-  Rainy (least favourable, bottom 10%)

For more information, please read our FAQ #5: <https://www.inkresearch.com/prelog/faq.php#5>

Insider Symbols:

- CEO
- Directors
- Subsidiary Executives
- ▲ CFO
- ▮ Issuer
- * Deemed Insiders
- ◆ Other Officers
- + 10% Holders

Symbol in green = buys
(e.g CEO ● buys)

Symbol in red = sells
(e.g CEO ○ sells)


Sectors:

EN = Energy
CC = Consumer Cyclical
HC = Healthcare
UT = Utilities

BM = Basic Materials
CN = Consumer Non-Cyclical
TC = Technology

IN = Industrials
FI = Financials
TL = Telecommunication Services

March 27, 2015 Top 40 List

 All stocks in this list are in the sunny category.

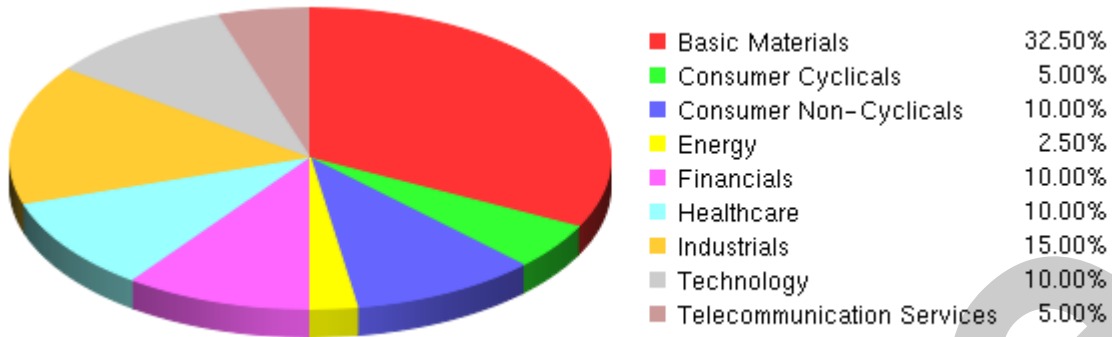
Rank	Stock Name (Symbol)	Price (\$)	Market Cap (\$M)	Sector: Industry
1	Fairfax Financial Holdings Limited (FFH)	727.00	17,130.77	FI: Property & Casualty Insurance
2	Chorus Aviation Inc. (CHR)	5.90	712.57	IN: Airlines
3	Prism Medical Ltd. (PM)	10.18	49.14	HC: Medical Equipment, Supplies & Distribution
4	Auryn Resources Inc. (AUG)	1.16	34.98	BM: Integrated Mining
5	Extendicare Inc. (EXE)	7.44	655.66	HC: Healthcare Facilities & Services
6	Airboss Of America Corp. (BOS)	15.31	352.11	CC: Tires & Rubber Products
7	Junex Inc. (JNX)	0.94	62.22	EN: Oil & Gas Exploration and Production
8	Exco Technologies Limited (XTC)	14.30	603.93	IN: Industrial Machinery & Equipment
9	Crocodile Gold Corp. (CRK)	0.24	114.25	BM: Gold
10	TeraGo Inc. (TGO)	7.15	83.73	TL: Integrated Telecommunications Services
11	Richards Packaging Income Fund (RPI)	15.94	186.82	BM: Non-Paper Containers & Packaging
12	Savaria Corporation (SIS)	5.45	161.07	IN: Heavy Electrical Equipment
13	Clearwater Seafoods Incorporated (CLR)	13.83	760.35	CN: Fishing & Farming
14	MDC Partners Inc. (MDZ)	35.00	1,767.29	CC: Advertising & Marketing
15	Magellan Aerospace Corporation (MAL)	14.00	814.93	IN: Aerospace & Defense

Rank	Stock Name (Symbol)	Market		Sector: Industry
		Price (\$)	Cap (\$M)	
16	Winpak Ltd (WPK)	40.87	2,656.55	BM: Non-Paper Containers & Packaging
17	Levon Resources Ltd. (LVN)	0.41	93.78	BM: Integrated Mining
18	Endeavour Mining Corporation (EDV)	0.61	252.02	BM: Gold
19	Niogold Mining Corp. (NOX)	0.40	48.35	BM: Integrated Mining
20	The Interntain Group Limited (IT)	16.30	534.14	TC: Internet Services
21	Pivot Technology Solutions, Inc. (PTG)	0.40	43.33	TC: IT Services & Consulting
22	theScore, Inc. (SCR)	0.72	212.12	TC: Internet Services
23	Firan Technology Group Corporation (FTG)	2.11	37.56	IN: Aerospace & Defense
24	Quebecor Inc. (QBR)	33.85	4,159.37	TL: Integrated Telecommunications Services
25	Empire Company Limited (EMP)	89.41	8,255.42	CN: Food Retail & Distribution
26	Transcontinental Inc. (TCL)	17.67	1,379.53	IN: Commercial Printing Services
27	Dynacor Gold Mines Inc. (DNG)	2.37	85.90	BM: Gold
28	Brookfield Asset Management Inc. (BAM)	44.95	42,484.08	FI: Investment Management & Fund Operators
29	Supremex Inc. (SXP)	3.82	109.83	BM: Paper Products
30	Neovasc Inc. (NVC)	11.26	747.60	HC: Advanced Medical Equipment & Technology
31	Intact Financial Corporation (IFC)	93.91	12,353.22	FI: Property & Casualty Insurance
32	Alimentation Couche-Tard Inc. (ATD)	50.54	28,615.77	CN: Food Retail & Distribution
33	Claude Resources Inc. (CRJ)	0.61	114.78	BM: Integrated Mining

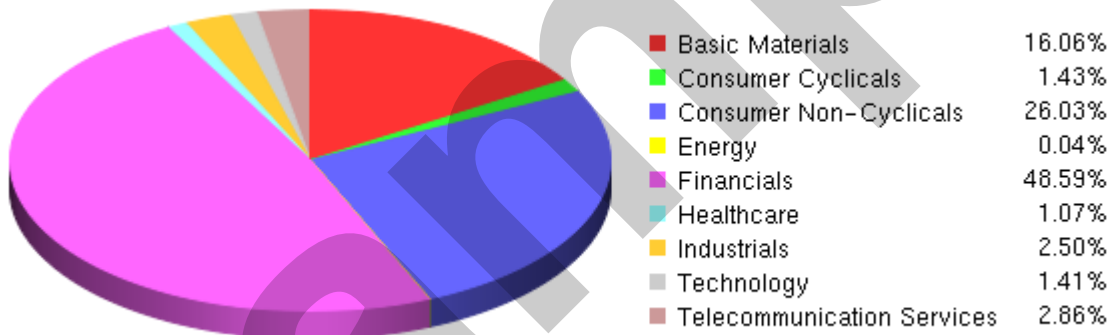
Rank	Stock Name (Symbol)	Price (\$)	Market Cap (\$M)	Sector: Industry
34	CanWel Building Materials Group Ltd. (CWX)	6.04	173.53	BM: Construction Materials
35	Enghouse Systems Limited (ESL)	49.84	1,305.93	TC: Software
36	Cascades Inc. (CAS)	7.35	692.51	BM: Paper Packaging
37	First National Mortgage Investment Fund (FNM)	8.70	42.96	FI: Investment Trusts
38	Spectral Medical Inc. (EDT)	0.75	134.82	HC: Medical Equipment, Supplies & Distribution
39	Agrium Inc. (AGU)	133.83	19,236.34	BM: Agricultural Chemicals
40	Lassonde Industries Inc. (LAS)	136.00	950.36	CN: Food Processing

Sector Allocation

INK Top 40 Sector Allocation By Stock Names













INK Top 40 Sector Allocation By Market Cap - March 27, 2015



Additions and Drops

New stocks in this edition

Issuer Name (Symbol)	Current Outlook
Transcontinental Inc. (TCL)	
Spectral Medical Inc. (EDT)	
Magellan Aerospace Corporation (MAL)	
Crocodile Gold Corp. (CRK)	N/A
Levon Resources Ltd. (LVN)	N/A
Enghouse Systems Limited (ESL)	
Savaria Corporation (SIS)	
Endeavour Mining Corporation (EDV)	
TeraGo Inc. (TGO)	
Dynacor Gold Mines Inc. (DNG)	
Pivot Technology Solutions, Inc. (PTG)	
The Intertain Group Limited (IT)	
Extendicare Inc. (EXE)	
theScore, Inc. (SCR)	
First National Mortgage Investment Fund (FNM)	

Drops from the current list

Issuer Name (Symbol)	Current Outlook
----------------------	-----------------

Company Overview

1. Fairfax Financial Holdings Limited

Primary Ticker: FFH

Exchange: TSX

TRBC Sector: Financials

Industry: Property & Casualty Insurance

NAIC Industry: Financial services

Company Contact: Fairfax Financial Holdings Ltd

95 Wellington St W Suite 800

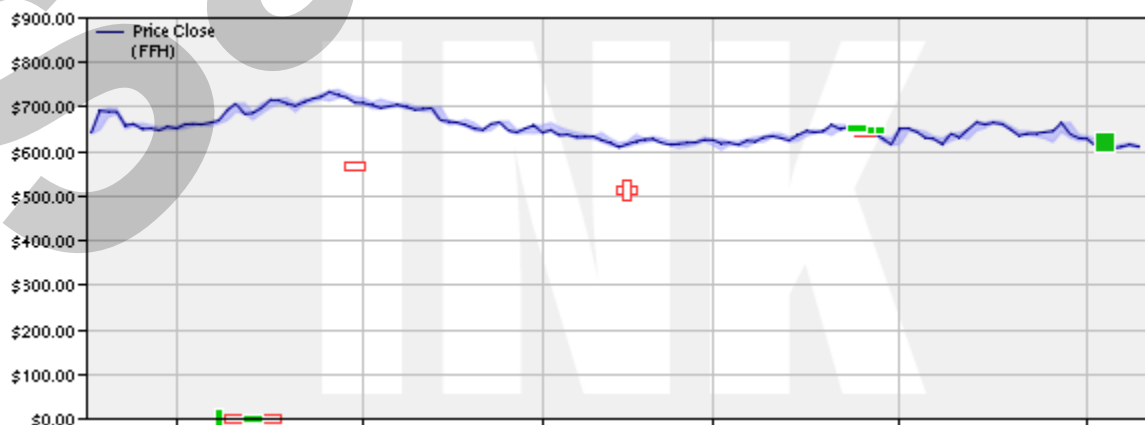
TORONTO ON M5J 2N7

Website: www.fairfax.ca

Business Overview:

Fairfax Financial Holdings Limited is a holding company. The Company, through its subsidiaries, is engaged in property and casualty insurance, and reinsurance and investment management. The Company's insurance and reinsurance companies operate on a decentralized basis. The Company's subsidiaries provide a range of property and casualty products, maintaining a diversified portfolio of risks across all classes of business, geographic regions, and types of insureds. The Company's investments are managed by Hamblin Watsa Investment Counsel Ltd. (Hamblin Watsa Investment Counsel). The Company's principal subsidiaries include Northbridge Financial Corporation, Federated Insurance Company of Canada Limited, Crum & Forster Holdings Corp, Seneca Insurance Company, Inc., Zenith National Insurance Corp., Odyssey Re Holdings Corp., First Capital Insurance Limited, Falcon Insurance Company (Hong Kong) Ltd. and The Pacific Insurance Berhad, among others.

FFH Equity Filing Overview Chart



2. Chorus Aviation Inc.

Primary Ticker: CHR

Exchange: TSX

TRBC Sector: Industrials

Industry: Airlines

NAIC Industry: Transport. and environ. services

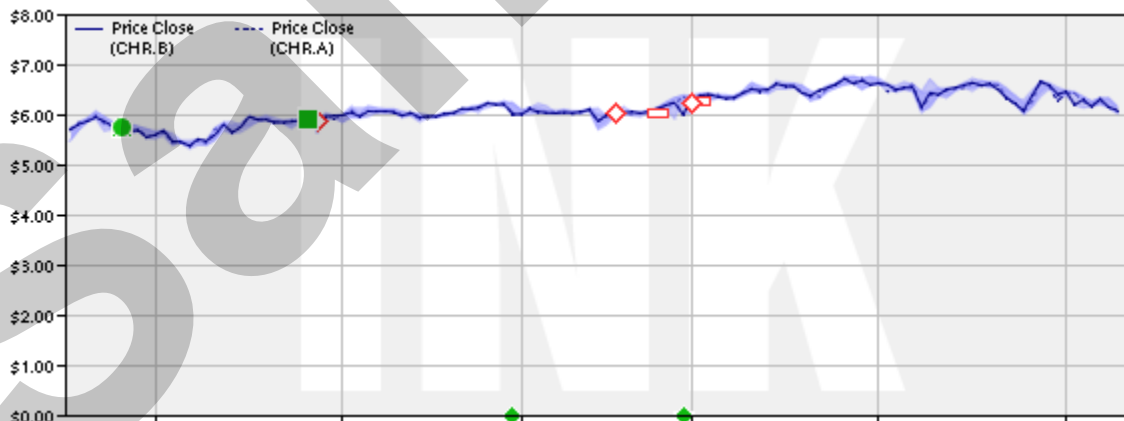
Company Contact: 3 Spectacle Lake Dr
DARTMOUTH NS B3B 1W8

Website: www.flyjazz.ca

Business Overview:

Chorus Aviation Inc. (Chorus), formerly Jazz Air Income Fund, is a Canada-based holding company. The Company holds Jazz Aviation LP (Jazz) which is engaged in airline services throughout Canada. Through Jazz operations, Chorus provides a significant part of Air Canada's domestic and transborder network. It also provides service to and from lower-density markets as well as higher-density markets at off-peak times throughout Canada and to and from certain destinations in the United States. It also operates scheduled passenger service on behalf of Air Canada with over 790 departures per weekday to destinations in Canada and in the United States with a fleet of Canadian-made Bombardier aircraft. It provides services, such as Ground Handling Services, Airline Training Services and Consultancy Services and Operational Support Services.

CHR Equity Filing Overview Chart



3. Prism Medical Ltd.

Primary Ticker: PM

Exchange: TSX Venture

TRBC Sector: Healthcare

Industry: Medical Equipment, Supplies & Distribution

NAIC Industry: Financial services

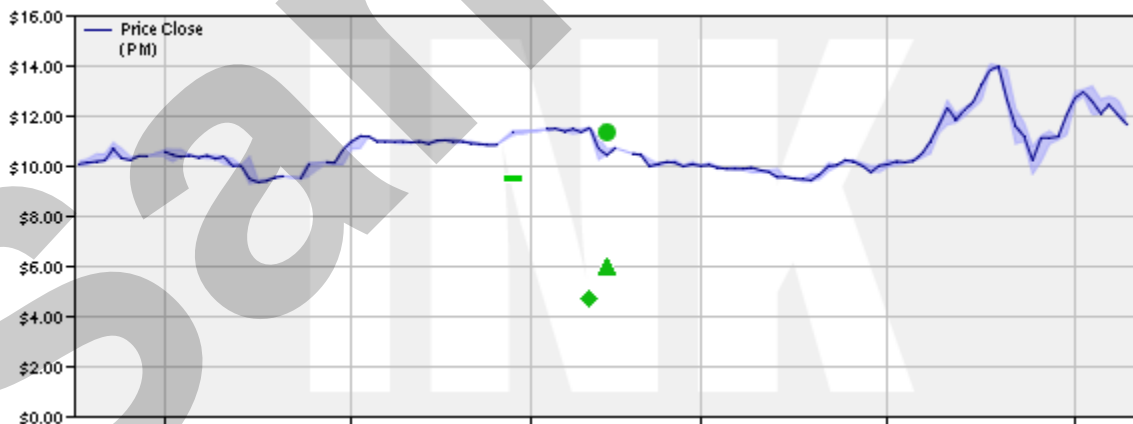
Company Contact: Unit 2, 485 Millway Ave
CONCORD ON L4K 3V4

Website: www.prismmedicaltd.com

Business Overview:

Prism Medical Ltd. is a provider of equipment and services used to move and handle mobility challenged individuals. The Company's products are marketed under the brand names of Prism Medical, Ergosafe, Waverley Glen and Nightingale. The Company manufactures a line of products, including fixed ceiling lifts, portable ceiling lifts, floor lifts, slings, shower chairs and other ancillary patient handling products. The Company provides sales, installation, training and maintenance services. The Company's products are marketed in the home care, acute care and long-term care markets in the United States and Canada. It also sources and distributes products, such as stair lifts, baths and beds to customers.

PM Equity Filing Overview Chart



4. Auryn Resources Inc.

Primary Ticker: AUG

Exchange: TSX Venture

TRBC Sector: Basic Materials

Industry: Integrated Mining

NAIC Industry: Other

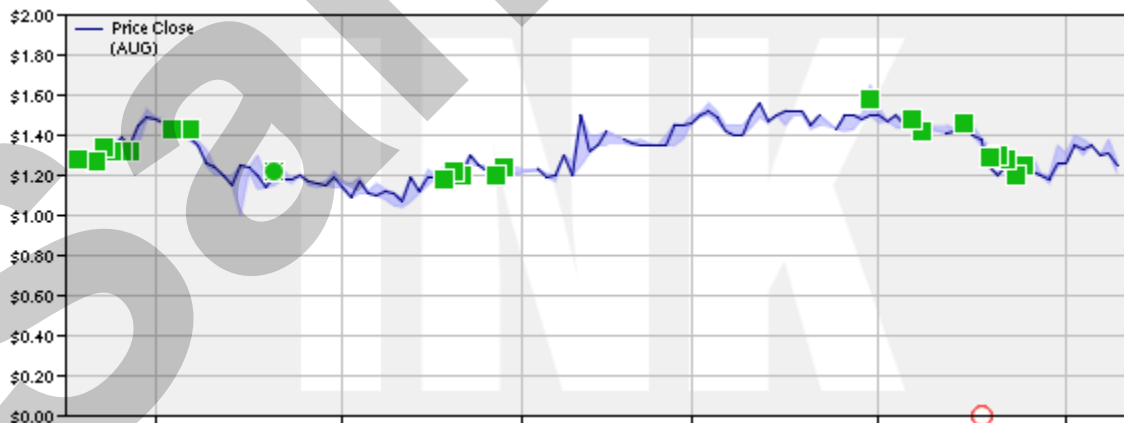
Company Contact: 600-1199 West Hastings Street
VANCOUVER BC V6E 3T5

Website: www.aurynresources.com

Business Overview:

Auryn Resources Inc. is a Canada-based exploration-stage junior mining company. The Company is focused on acquisition, exploration, discovery, development and financing of mineral resource properties. The Company has entered into a definitive joint exploration agreement to acquire around 51% interest in Committee Bay Project, located in Nunavut, Canada. The Committee Bay Project covers an area of approximately 66,160 hectares situated along the Committee Bay Greenstone Belt (the CBGB) and extends to around 300 kilometers northeast. The CBGB includes an Archean aged greenstone belt occurring within the Western Churchill province of north-eastern Canada. The Committee Bay Project includes the Three Bluffs gold deposits. The Committee Bay Project also includes a pipeline of targets, including the Inuk, West Plains and Raven.

AUG Equity Filing Overview Chart



5. Extendicare Inc.

Primary Ticker: EXE

Exchange: TSX

TRBC Sector: Healthcare

Industry: Healthcare Facilities & Services

NAIC Industry: Other

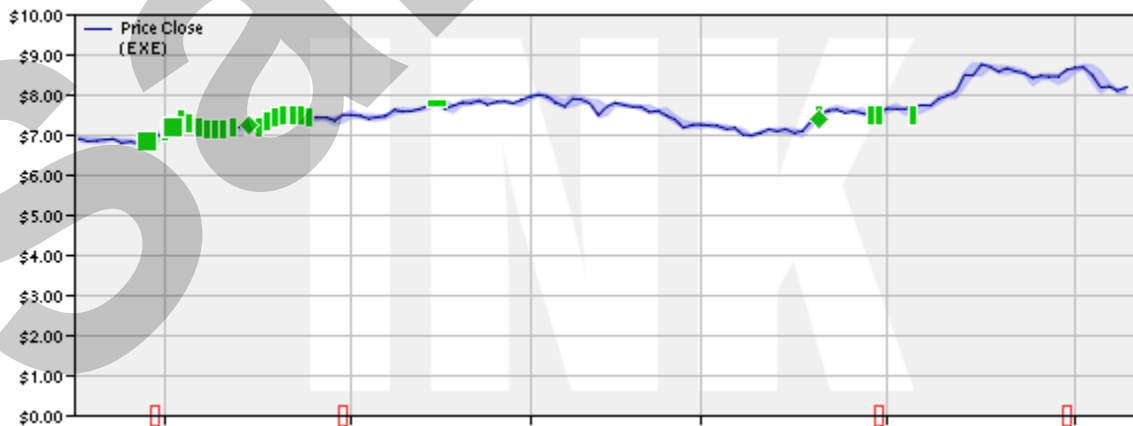
Company Contact: 3000 Steeles Ave E Suite 700
MARKHAM ON L3R 9W2

Website: www.extendicare.com

Business Overview:

Extendicare Inc. is a provider of senior care and services throughout Canada. The Company, through its subsidiaries, operates long-term care (LTC) centers in Canada and provides home health care services in Ontario, Canada. The Company has two operating segments within its Canadian operations: long-term care and home health care operations. In the long-term care segment, the Company owns and operates 57 LTC centers in Canada. In the home health care segment, the Company provides home health care services through its ParaMed division. The Company's other Canadian operations consisted of its management and group purchasing services. The Company's U.S. continuing operations consists of Virtual Care Provider, Inc. (VCPI), which provides information technology hosting and professional services to long-term and post-acute health care providers, and Captive Insurance Company, which self-insures certain risks related to general and professional liability of its U.S. operations.

EXE Equity Filing Overview Chart



6. Airboss Of America Corp.

Primary Ticker: BOS

Exchange: TSX

TRBC Sector: Consumer Cyclical

Industry: Tires & Rubber Products

NAIC Industry: Industrial products

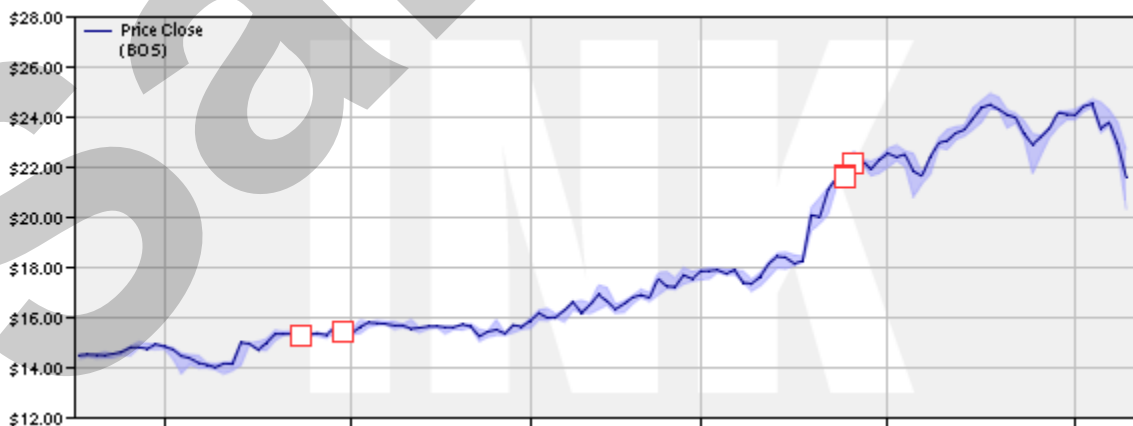
Company Contact: 16441 Yonge St
NEWMARKET ON L3X 2G8

Website: www.airbossofamerica.com

Business Overview:

AirBoss of America Corp. (Airboss) is a Canada-based company. The Company operates in three business segments including AirBoss Rubber Compounding, AirBoss- Defense, and AEP Industrial Products. AirBoss Defense specializes in hand; foot and respiratory protective wear for Chemical Biological Radiological Nuclear (CBRN) protection for both military and first response applications. The Company manufactures extruded, calendared, cushions gum, and compression molded rubber products for a wide range of industrial applications. AirBoss is one of North America's custom rubber mixers with the capacity to supply over 250 million pounds annually. The Company continually invests in its manufacturing, and to supplement its facility in Kitchener, Ontario, the Company has expanded its capabilities with a mixing facility in Scotland Neck, North Carolina. The Company manufactures custom rubber compounds from natural and synthetic polymers for a wide range of demanding applications.

BOS Equity Filing Overview Chart



7. Junex Inc.

Primary Ticker: JNX

Exchange: TSX Venture

TRBC Sector: Energy

Industry: Oil & Gas Exploration and Production

NAIC Industry: Junior natural resource

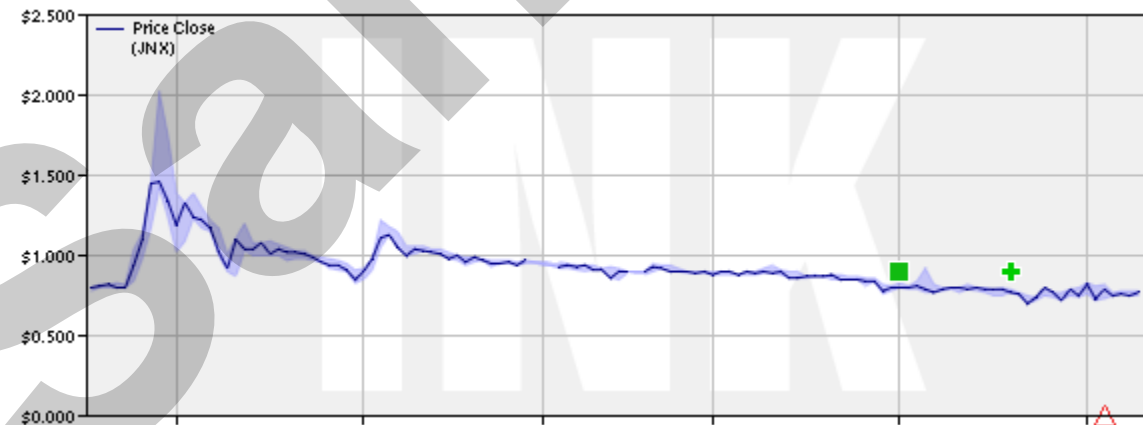
Company Contact: 2795, boul. Laurier
QUEBEC QC G1V 4M7

Website: www.junex.ca

Business Overview:

Junex Inc is a Canada-based oil and gas exploration company. The Company's activities include exploration in Quebec. Junex holds in Qubec still to be explored basin four blocks of licenses totaling more than 720,895 hectares (1,781,370 acres). The blocs are distributed in four sub basins, two are Ordovician and two are Devonian. Anticosti Island covers 800,000 hectares. Its project covers an area of 94,403 hectares (233,275 acres) stretching on 5 exploration licenses, bordering the south side of the island. The basin of Gaspésie covers an area of more than 300,000 hectares. It holds 669,235 hectares (1,653,716 acres) under exploration licenses in this sedimentary basin. St. Lawrence Lowlands cover an area of approximately 2,000,000 hectares. It holds 584,338 hectares (1,443,931 acres) under exploration licenses in this sedimentary basin.

JNX Equity Filing Overview Chart



8. Exco Technologies Limited

Primary Ticker: XTC

Exchange: TSX

TRBC Sector: Industrials

Industry: Industrial Machinery & Equipment

NAIC Industry: Industrial products

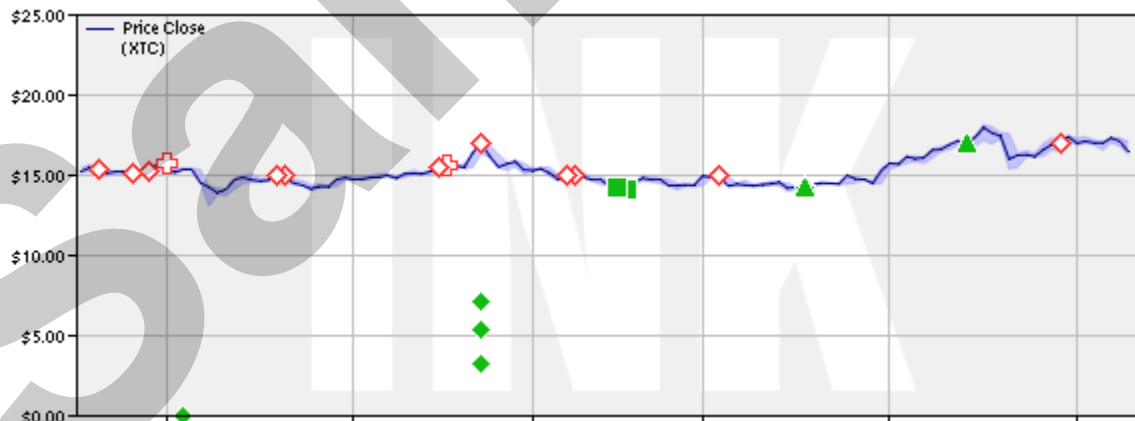
Company Contact: 130 Spy Court, 2nd Floor
MARKHAM ON L3R 5H6

Website: www.excocorp.com

Business Overview:

Exco Technologies Ltd is a designer, developer and manufacturer of dies, moulds, equipment, components and assemblies to the die-cast, extrusion and automotive industries. The Company operates through three business groups: Automotive Solutions, Extrusion Tooling Solutions and Die Cast Solutions. The Die Casting and Extrusion Technology Group designs, develops and manufacture die-casting and extrusion tooling and equipment and serve automotive and industrial markets in Canada, United States, Mexico, Colombia, Brazil and Thailand. The Automotive Solutions Group designs, develops and manufactures automotive interior trim components and assemblies for passenger and light truck vehicles in Canada, U.S., Mexico, South Africa, Lesotho, Morocco, Germany and Bulgaria and supply the North American, European and Asian markets.

XTC Equity Filing Overview Chart

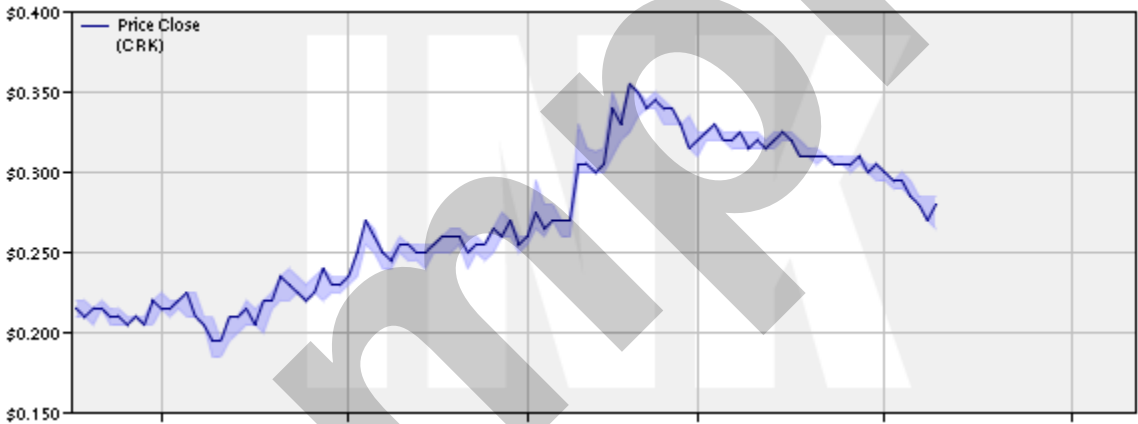


9. Crocodile Gold Corp.

Primary Ticker: CRK
Exchange: TSX
TRBC Sector: N/A
Industry: N/A
NAIC Industry: N/A
Company Contact:
Website: N/A

Business Overview:

CRK Equity Filing Overview Chart



10. TeraGo Inc.

Primary Ticker: TGO

Exchange: TSX

TRBC Sector: Telecommunication Services

Industry: Integrated Telecommunications Services

NAIC Industry: Other

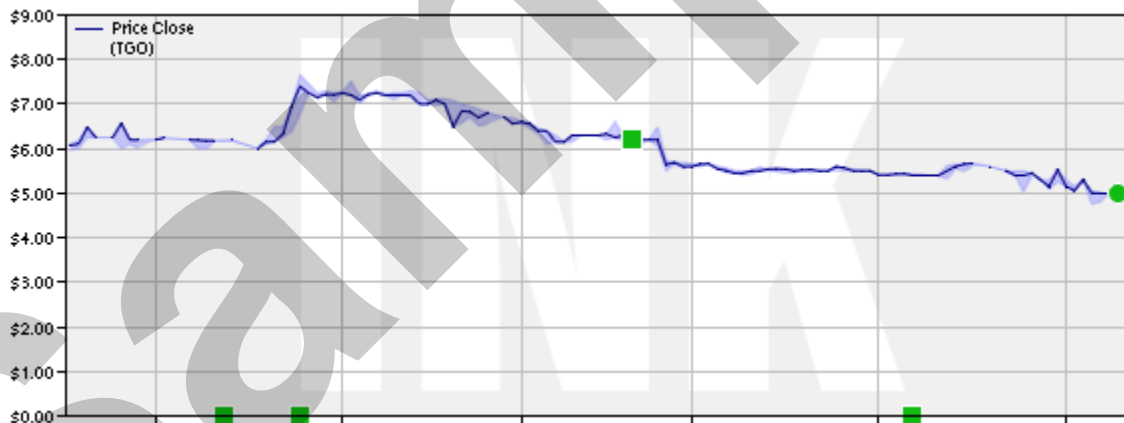
Company Contact: Suite 800, 55 Commerce Valley Drive West
THORNHILL ON L3T 7V9

Website: www.terago.ca

Business Overview:

TeraGo Inc. is a Canada-based company, engaged in the provision of broadband communications services and data center services. The Company owns and operates a carrier-grade Multi-Protocol Label Switching (MPLS) enabled wireline and fixed wireless, Internet Protocol (IP) communications network in Canada, providing businesses with scalable and secure access and data connectivity services. The Company offers disaster recovery services on a custom basis.

TGO Equity Filing Overview Chart



11. Richards Packaging Income Fund

Primary Ticker: RPI

Exchange: TSX

TRBC Sector: Basic Materials

Industry: Non-Paper Containers & Packaging

NAIC Industry: Other

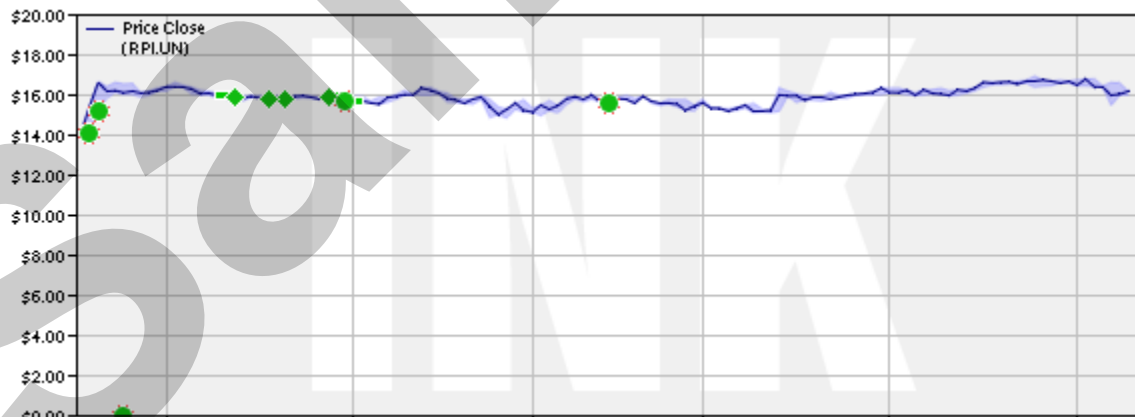
Company Contact: 6095 Ordan Drive
MISSISSAUGA ON L5T 2M7

Website: www.richardspackaging.com

Business Overview:

Richards Packaging Income Fund is a Canada-based limited purpose, open-ended trust, which invests in packaging distribution businesses across Canada and the United States. It offers a range of plastic and glass containers. The Company operates through the following subsidiaries: Richards Packaging Holdings Inc., Richards Canada, Richards Packaging Holdings (US) Inc., 071907 Inc., Richards Packaging, Inc., The E.J. McKernan Co and McKernan Packaging-Richards de Mexico S.A. de C.V. The Company has 20 locations across Canada and the United States. It caters to the packaging, including pharmaceutical, cosmetic, food and personal care industries. It operates branches in California, Alberta, Ontario, Washington, Oregon, Tennessee and British Columbia, among others.

RPI Equity Filing Overview Chart



12. Savaria Corporation

Primary Ticker: SIS

Exchange: TSX

TRBC Sector: Industrials

Industry: Heavy Electrical Equipment

NAIC Industry: Junior industrial

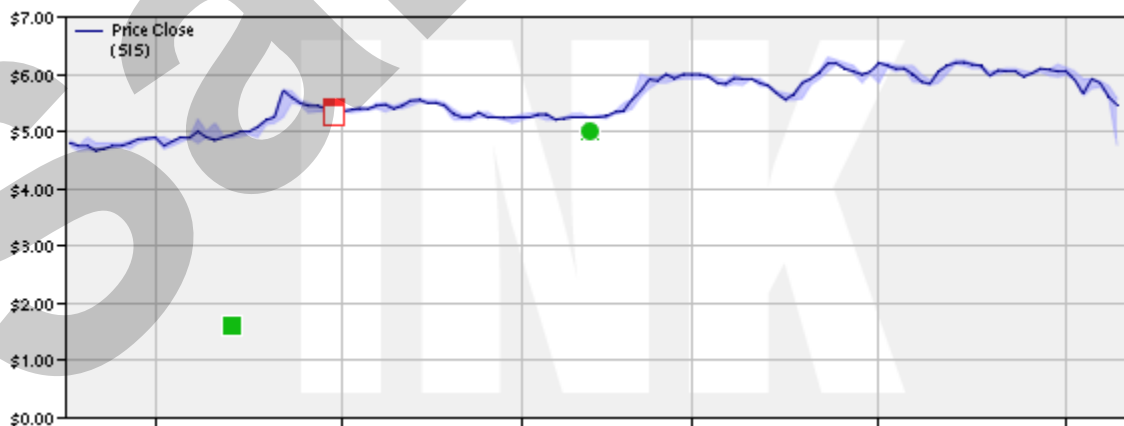
Company Contact: 2724 Etienne-Lenoir St
LAVAL QC H7R 0A3

Website: www.savaria.com

Business Overview:

Savaria Corporation is a Canada-based company that designs, engineers and manufactures products for personal mobility. The Company operates through two segments: Accessibility and Adapted Vehicles. The Accessibility segment designs, manufactures, distributes and installs accessibility products, such as stairlifts for both straight and curved stairs, vertical and inclined platform lifts and elevators for home and commercial use. The products are manufactured, assembled and customized at the Brampton (Ontario) plant, and are offered through a network of around 600 retailers, which are primarily located in North America. The Adapted Vehicles segment converts and adapts minivans through its subsidiaries, Van-Action and Freedom Motors. The subsidiaries offers models with rear entry, side entry or dual entry for people with mobility challenges. It makes vans accessible to wheelchairs through a ramp and a lowered floor. Adapted Vehicles can be used for personal use or commercial use (taxis).

SIS Equity Filing Overview Chart



13. Clearwater Seafoods Incorporated

Primary Ticker: CLR

Exchange: TSX

TRBC Sector: Consumer Non-Cyclicals

Industry: Fishing & Farming

NAIC Industry: Consumer products

Company Contact: 757 Bedford Hwy

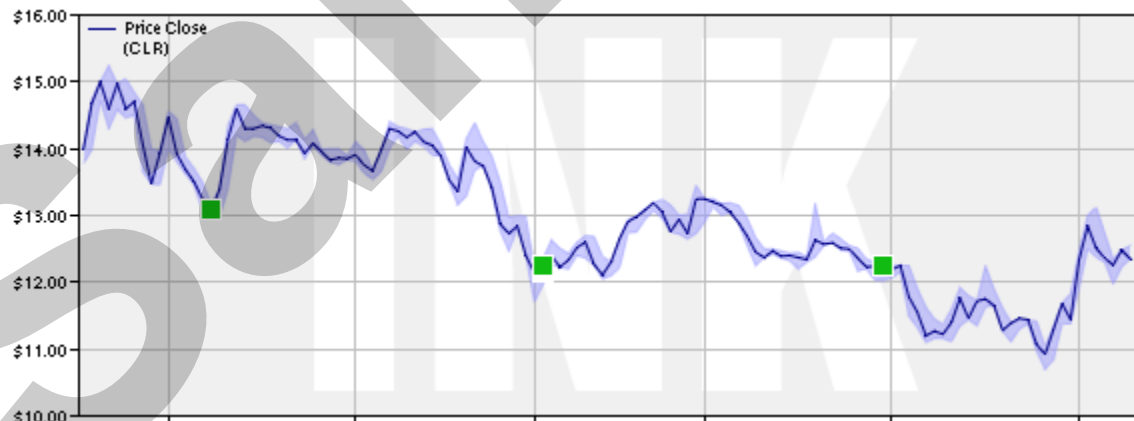
BEDFORD NS B4A 3Z7

Website: www.clearwater.ca

Business Overview:

Clearwater Seafoods Incorporated is a vertically integrated harvester, processor and distributor of shellfish. The Company delivers wild, eco-labeled seafood, including scallops, lobster, clams, cold water shrimp, crab and ground fish. The Company offers its products to national retailers across in both branded and private label formats. The primary shellfish stocks that the Company harvests are sea and Argentine scallops, clams, lobster and cold water shrimp, which are harvested in offshore fisheries. It harvests sea and Argentine scallops and clams with its own vessels. The Company obtains its lobster and cold water shrimp through harvesting with its own vessels and through purchases from independent fishermen. The Company offers its products in Europe, North America and Asian regions.

CLR Equity Filing Overview Chart



14. MDC Partners Inc.

Primary Ticker: MDZ

Exchange: TSX

TRBC Sector: Consumer Cyclical

Industry: Advertising & Marketing

NAIC Industry: Communications and media

Company Contact: 745 5th Ave Fl 19

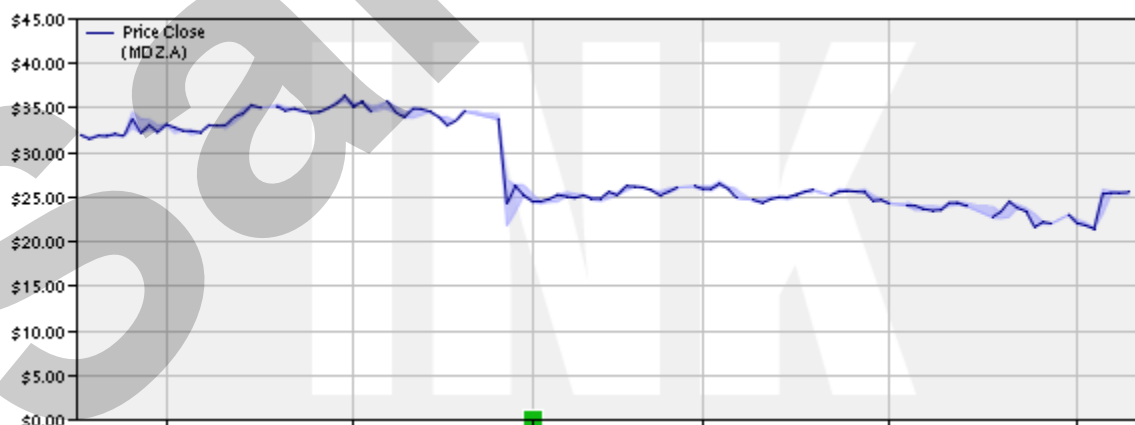
NEW YORK NY 10151-2003

Website: www.mdc-partners.com

Business Overview:

MDC Partners Inc. is a provider of marketing communications services. The Company, through its subsidiaries, provides customized marketing, activation, communications and consulting services, including advertising and consumer communication services, media management and effectiveness across all channels, interactive and mobile marketing, direct marketing, database and customer relationship management, sales promotion, corporate communications, market research, data, analytics and insights, corporate identity, design and branding, social media, marketing, product and service innovation, ecommerce and other related services. The Company conducts its businesses through the Marketing Communications Group, which operates primarily in the United States, Canada, Europe, Asia and Latin America. The Marketing Communications Group consists of two segments: Strategic Marketing Services and Performance Marketing Services.

MDZ Equity Filing Overview Chart



15. Magellan Aerospace Corporation

Primary Ticker: MAL

Exchange: TSX

TRBC Sector: Industrials

Industry: Aerospace & Defense

NAIC Industry: Industrial products

Company Contact: 3160 Derry Road East

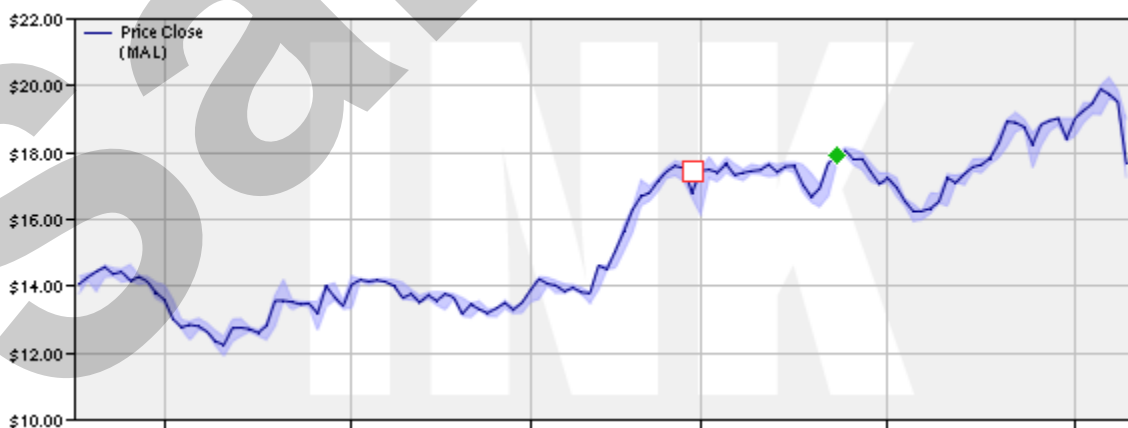
MISSISSAUGA ON L4T 1A9

Website: www.magellan.aero

Business Overview:

Magellan Aerospace Corporation is a supplier of components to the aerospace industry and in certain applications for power generation projects. Through its wholly owned subsidiaries, it engineers and manufactures aeroengine and aero structure components for aerospace markets, including advanced products for defense and space markets and complementary specialty products. It operates in two segments: Aerospace and Power Generation Project. It supplies both the commercial and defense sectors of the Aerospace segment. In the commercial sector, it serves in commercial jet, business jet and helicopter markets. Within the Aerospace segment, it has two product groupings: aerostructures and aeroengines, which are used in new aircraft and for spares and replacement parts. It performs repair and overhaul services for jet engines. The Power Generation Project segment is a specialty product complementary. Its product for the Power Generation Project segment is an electric power generation project.

MAL Equity Filing Overview Chart



16. Winpak Ltd

Primary Ticker: WPK

Exchange: TSX

TRBC Sector: Basic Materials

Industry: Non-Paper Containers & Packaging

NAIC Industry: Consumer products

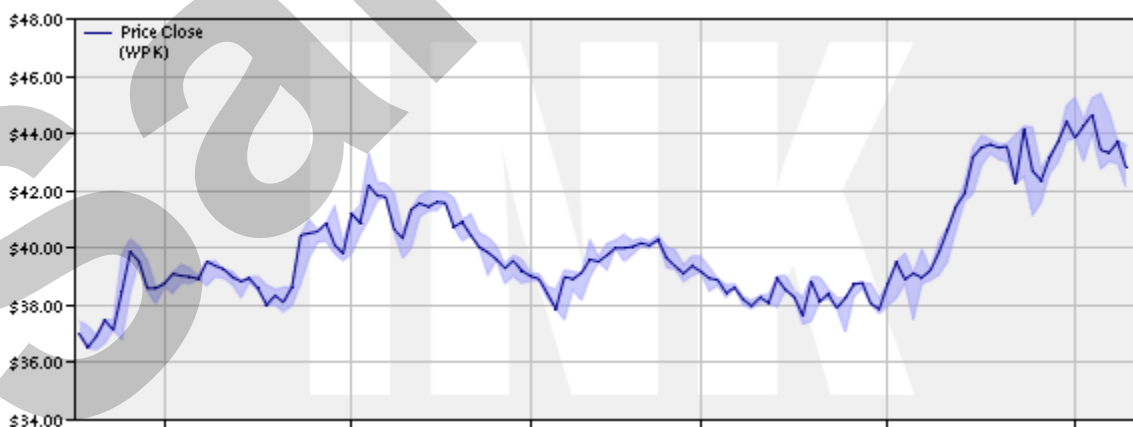
Company Contact: 100 Saulteaux Crescent
WINNIPEG MB R3J 3T3

Website: www.winpak.com

Business Overview:

Winpak Ltd. (Winpak) is a Canada-based company which manufactures and distributes packaging materials and related packaging machines. The Company's products include health care packaging, rigid packaging, flexible packaging, packaging machinery and parts, and flexible lidding. The Company's products are used primarily for the protection of perishable foods, beverages, and in health care applications. Winpak's manufacturing capabilities include multicolor printing, extrusion, lamination, cutting/slitting, pouch/bag making, forming, and packaging machinery design and fabrication. Winpak offers a range of standard packaging machines, which can be customized or upgraded to match specific packaging applications. Winpak, part of a global packaging group, operates 10 production facilities in Canada, the United States and Mexico. Winpak has a strategic alliance with Wipak, a European manufacturer of packaging materials.

WPK Equity Filing Overview Chart



17. Levon Resources Ltd.

Primary Ticker: LVN

Exchange: TSX

TRBC Sector: Basic Materials

Industry: Integrated Mining

NAIC Industry: Junior natural resource

Company Contact: 13 Gad Feinstein Road,
P.O. Box 580

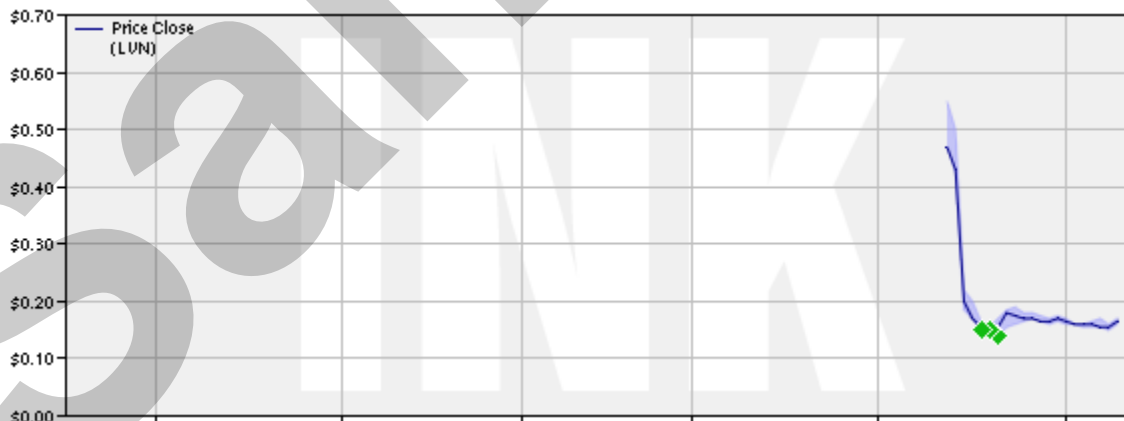
REHOVOT 7610303

Website: www.scivactherapeutics.com

Business Overview:

SciVac Therapeutics Inc, formerly Levon Resources Ltd, is an Israel-based company primarily engaged in the biotechnology and medical research. The Company specializes in developing and marketing biopharmaceuticals, which prevent and treat infectious and immune diseases, such as Hepatitis B (HBV) and Graft-vs-Host Disease (GVHD). Its pipeline products comprise: Sci-B-Vac, a vaccine used in HBV treatment that reproduces three HVB antigens; as well as S-Graft, an enzyme-based drug implemented in GVHD treatment. Furthermore, the Company provides a range of contract based laboratory services for biotechnology entities, such as analytical testing, purification process, production, drug development and support in clinical trials.

LVN Equity Filing Overview Chart



18. Endeavour Mining Corporation

Primary Ticker: EDV

Exchange: TSX

TRBC Sector: Basic Materials

Industry: Gold

NAIC Industry: Gold and precious metals

Company Contact: Suite 3123 - 595 Burrard St.,

P.O. Box 49139

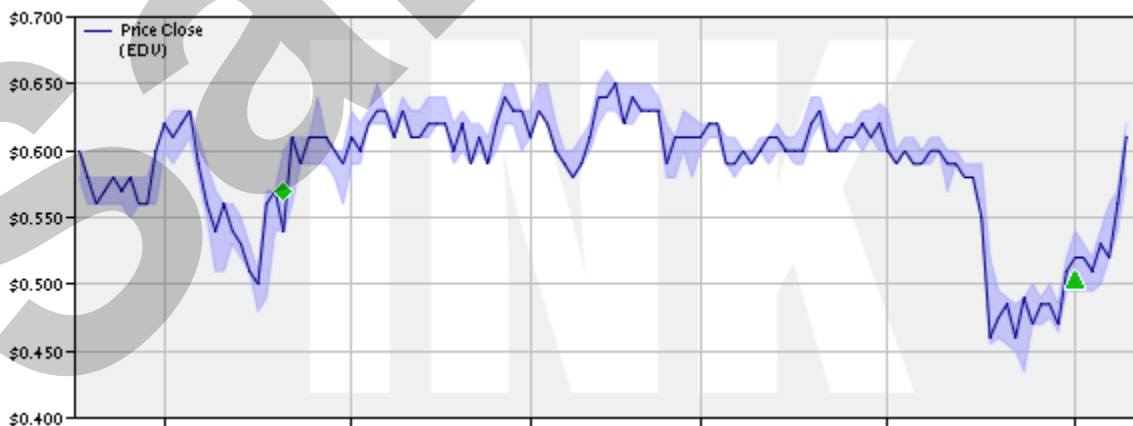
VANCOUVER BC V7X 1J1

Website: www.endeavourmining.com

Business Overview:

Endeavour Mining Corporation (Endeavour) is a Canada-based intermediate gold mining company with four mines producing at a combined rate of approximately 500,000 ounces per year in West Africa. As of December 31, 2014, Endeavour's producing gold mining properties were consisted of the Agbaou mine in Cote d'Ivoire (Agbaou), the Nzema mine in Ghana (Nzema), the Tabakoto mine in Mali (Tabakoto), and the Youga mine in Burkina Faso (Youga). Endeavour also has an exploration portfolio in the regions of Burkina Faso, Cote d'Ivoire, Mali and Ghana with a land package totaling over 6,529 square kilometer. As of December 31, 2014, Endeavour had combined attributable proven and probable mineral reserves of approximately 4.0 million ounces of gold and attributable Measured and Indicated mineral resources (inclusive of reserves) of approximately 6.9 million ounces of gold.

EDV Equity Filing Overview Chart



19. Niogold Mining Corp.

Primary Ticker: NOX

Exchange: TSX Venture

TRBC Sector: Basic Materials

Industry: Integrated Mining

NAIC Industry: Junior natural resource

Company Contact: 24549 53 Ave

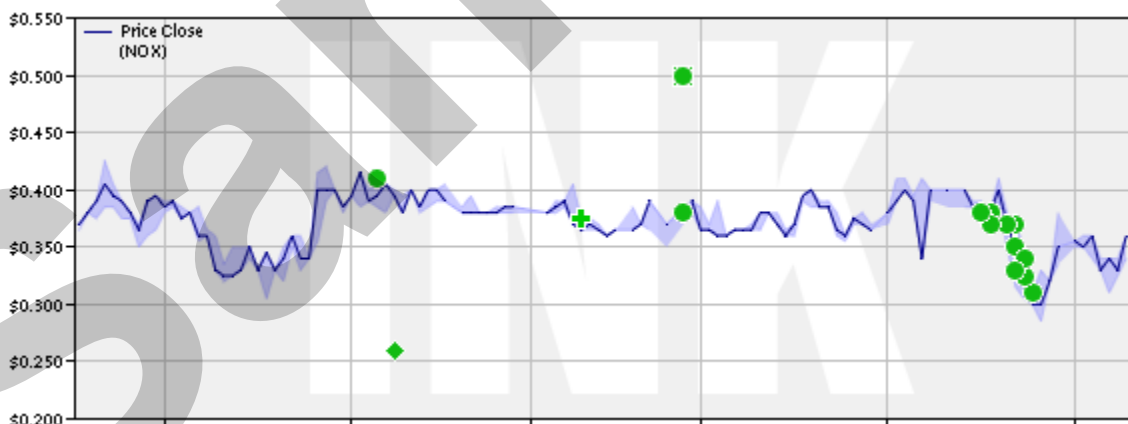
LANGLEY BC V2Z 1H6

Website: www.niogold.com

Business Overview:

Niogold Mining Corporation is a Canada-based mineral exploration company. The Company is engaged in the acquisition, exploration and evaluation of natural resource properties in the province of Quebec. The Company's projects are located in the Cadillac - Malartic - Val-d'Or region of the prolific Abitibi gold mining district Quebec. Its Malartic Project includes Marban Block, NSM JV, Malartic H and Malartic Block. The Marban Block of properties consists of around 40 mining claims and three mining concessions known as the Marban, First Canadian, and Norlartic properties. The Company's other properties include Heva Property, Vassan and Siscoe East Properties, Val-d'Or Property and Montviel Property.

NOX Equity Filing Overview Chart



20. The Intertain Group Limited

Primary Ticker: IT

Exchange: TSX

TRBC Sector: Technology

Industry: Internet Services

NAIC Industry: Other

Company Contact: 24 Duncan St Floor 2

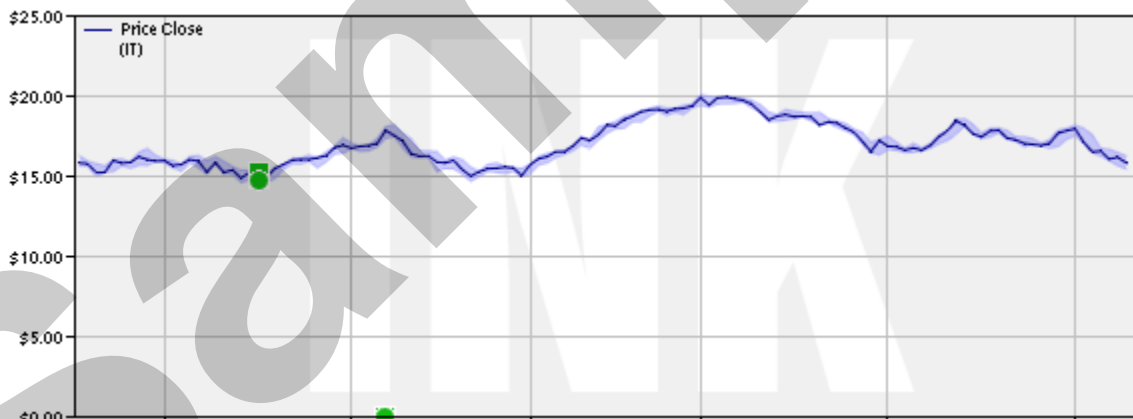
TORONTO ON M5V 2B8

Website: intertain.com

Business Overview:

The Intertain Group Limited, formerly Aumento Capital II Corp, is a Canada-based online gaming company. The Company provides entertainment to a global consumer base. It offers casino, bingo and poker games to its customers using the InterCasino, InterPoker, Costa and other brands. The InterCasino and InterPoker gaming platform is supplied by Amaya Gaming Group Inc. and its bingo offering operates off of the Dragonfish platform, which is a bingo software service provided by 888 Holdings plc.

IT Equity Filing Overview Chart



21. Pivot Technology Solutions, Inc.

Primary Ticker: PTG

Exchange: TSX Venture

TRBC Sector: Technology

Industry: IT Services & Consulting

NAIC Industry: Other

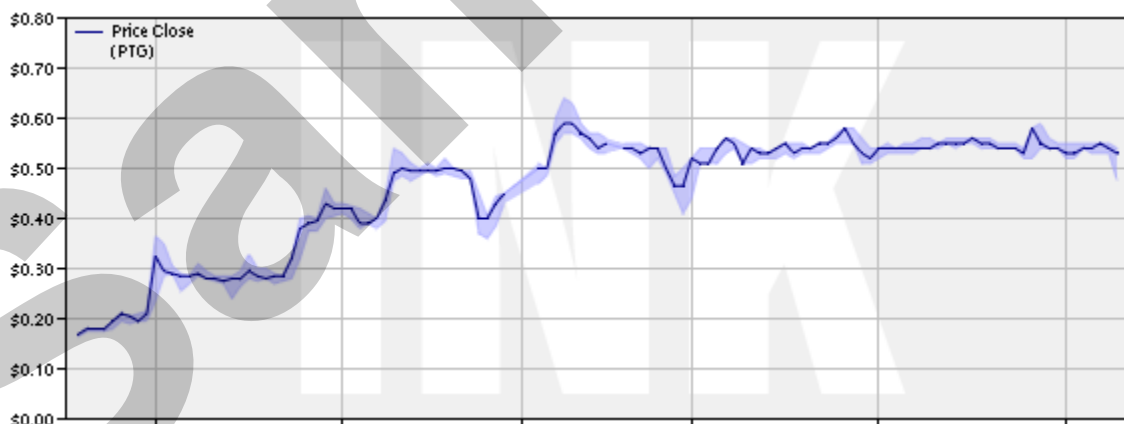
Company Contact: 701 Palomar Airport Rd Ste 300
CARLSBAD CA 92011-1028

Website: www.pivotts.com

Business Overview:

Pivot Technology Solutions, Inc. is a Canada-based provider of technology solutions and services that enable organizations to design, build, implement and maintain computing and communication infrastructure. The Company, through its portfolio companies, designs, sells, integrates and supports information technology (IT) solutions, including hardware, maintenance and support engaging clients in all aspects of their IT lifecycle management. The Company's subsidiaries include ACS Holdings (Canada), Inc., Pivot Technology Solutions, Ltd., Pivot Research, Ltd., Pivot Shared Services, Ltd., ACS (US), Inc., New ProSys Corp., Sigma Technology Solutions, Inc. and ARC Acquisition (US), Inc.

PTG Equity Filing Overview Chart



22. theScore, Inc.

Primary Ticker: SCR

Exchange: TSX Venture

TRBC Sector: Technology

Industry: Internet Services

NAIC Industry: Other

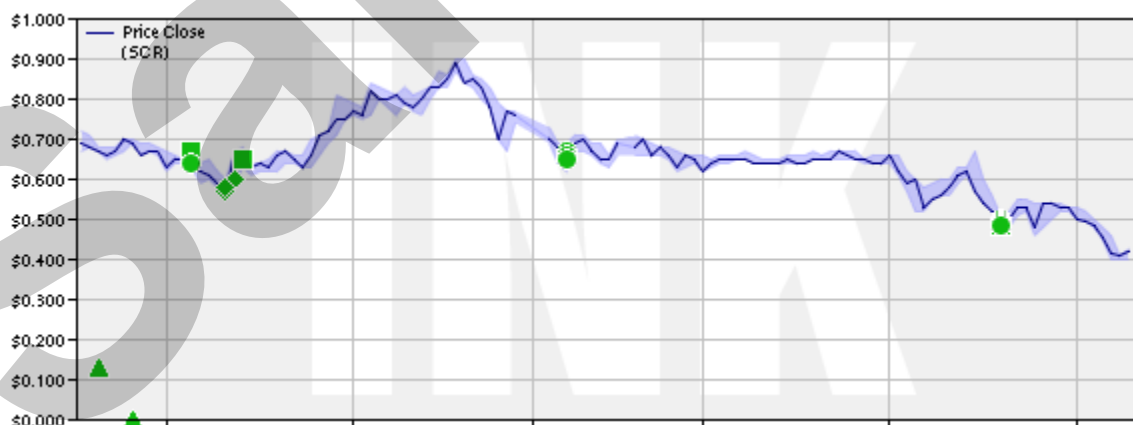
Company Contact: 500 King Street West, Fourth Floor
TORONTO ON M5V 1L9

Website: corporate.thescore.com

Business Overview:

theScore, Inc. is a Canada-based digital media company. The Company through its mobile application provides sports updates, news, scores, fantasy information and alerts. Its mobile application enables to share the updates. The Company's products include theScore, eSports, Swoopt and ScoreMobile FC. The Company offers its theScore and ScoreMobile FC through iPhone, Android, Blackberry and Windows mobile applications. It offers eSports and Swoopt through iPhone and Android mobile applications. theScore is a sports application, which covers various leagues, teams and players. It provides scores, stats and news in one place. Its Swoopt is a mobile fantasy game. It offers daily fantasy sports cash contests. Its eSports offers various games news and data coverage, breaking news, live scores, stats push alerts and links to video highlights and streams.

SCR Equity Filing Overview Chart



23. Firan Technology Group Corporation

Primary Ticker: FTG

Exchange: TSX

TRBC Sector: Industrials

Industry: Aerospace & Defense

NAIC Industry: Industrial products

Company Contact: 250 Finchdene Square

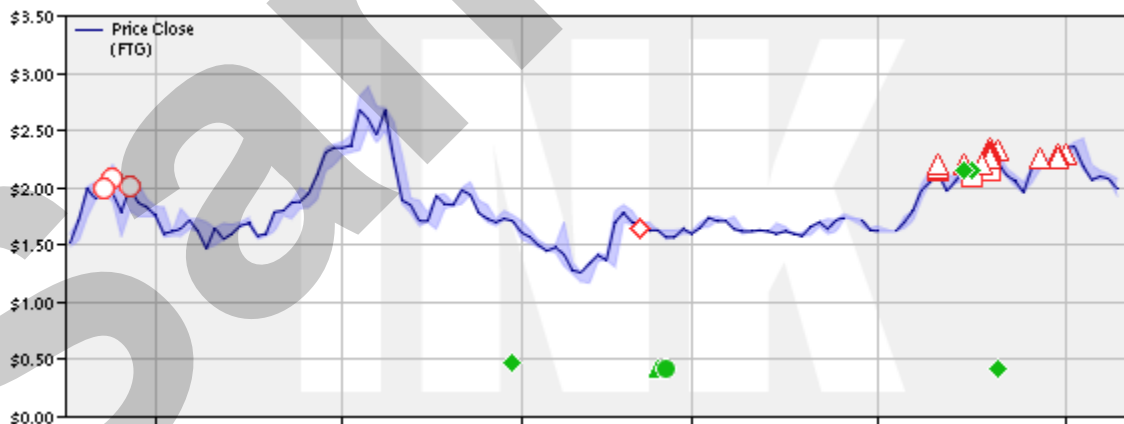
TORONTO ON M1X 1A5

Website: www.ftgcorp.com

Business Overview:

Firan Technology Group Corp (FTG) is a Canada-based engaged in offering the range of products and services in the Printed Circuit Board Industry. FTG circuit's products include High Layer counts, HDI Technology, Controlled and Reliable Process Technology in a QTA through medium volume environment. FTG Aerospace provides a range of integrated information display products throughout the aerospace and transportation markets supplying direct to airframe manufacturers and equipment manufacturers. Products include Panels, Bezels, Keyboards, Caution warning Annunciators, Electro Luminescent Lamps, Lighting Power Supply(LPS), Electro Mechanical Sub-assemblies.

FTG Equity Filing Overview Chart



24. Quebecor Inc.

Primary Ticker: QBR

Exchange: TSX

TRBC Sector: Telecommunication Services

Industry: Integrated Telecommunications Services

NAIC Industry: Communications and media

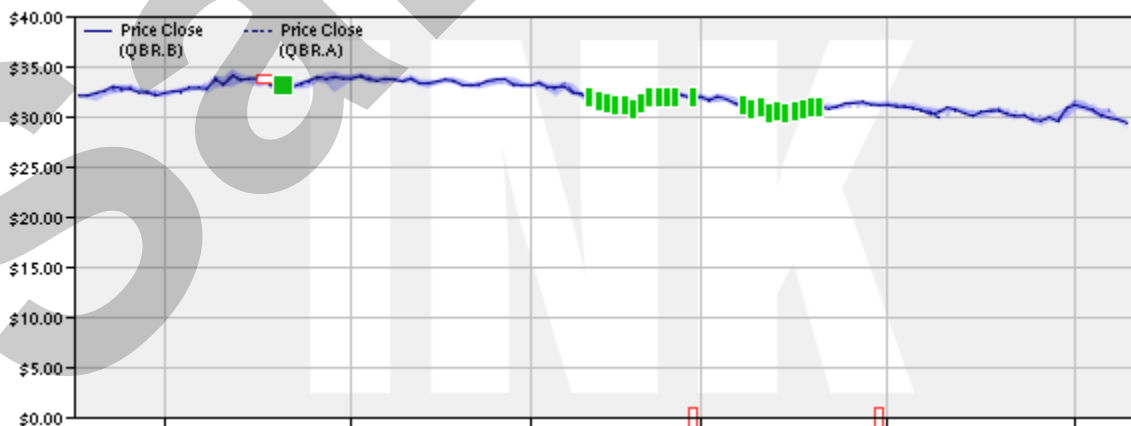
Company Contact: 612 Saint-Jacques Street
MONTREAL QC H3C 4M8

Website: www.quebecor.com

Business Overview:

Quebecor Inc. is a Canada-based holding company. The Company operates, through its subsidiaries, in the following industry segments: Telecommunications, Media, and Sports and Entertainment. The Telecommunications segment offers television distribution, Internet, business solutions, cable and mobile telephony services in Canada. The operations of the Media segment include the printing, publishing and distribution of daily newspapers, the printing of commercial inserts, the operation of an over-the-air television network, soundstage and equipment leasing and post-production services for the film and television industries. The activities of the Sports and Entertainment segment encompass show production, sporting and cultural events management, music production, distribution and streaming, the operation of two Quebec Major Junior Hockey League (QMJHL) teams, and the operation and management of the future Quebec City amphitheater.

QBR Equity Filing Overview Chart



26. Transcontinental Inc.

Primary Ticker: TCL

Exchange: TSX

TRBC Sector: Industrials

Industry: Commercial Printing Services

NAIC Industry: Communications and media

Company Contact: 1 Ville-Marie PI Suite 3315

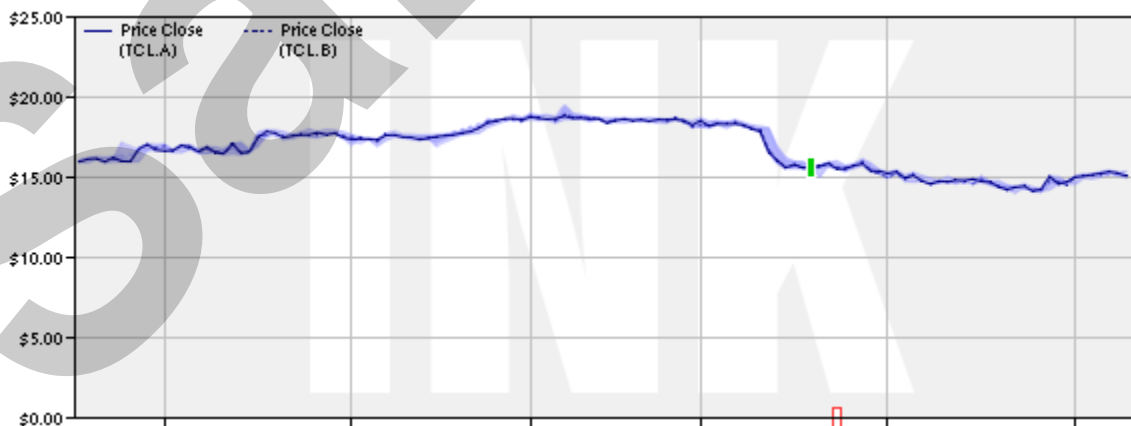
MONTREAL QC H3B 3N2

Website: tctranscontinental.com

Business Overview:

Transcontinental Inc. is a Canada-based printer and provider of media and marketing activation solutions. The Company creates products and services specializes in print and digital media, the production of magazines, newspapers, books and custom content, mass and personalized marketing, interactive and mobile applications, door-to-door distribution and also supplies packaging solutions in the United States. The Company's brands include TC Transcontinental, TC Media, TC Transcontinental Printing and TC Transcontinental Packaging. The Company's operations are grouped into two sectors: TC Media and TC Transcontinental Printing. TC Media is a provider of local and regional information in Quebec and the Atlantic provinces through its network of community papers and online portals. TC Media is also active in book publishing and distribution. TC Transcontinental is engaged in marketing activation, featuring print solutions combined with multiplatform strategies.

TCL Equity Filing Overview Chart



27. Dynacor Gold Mines Inc.

Primary Ticker: DNG

Exchange: TSX

TRBC Sector: Basic Materials

Industry: Gold

NAIC Industry: Metals and minerals

Company Contact: Suite 1105

625, Boul. Rene-Levesque West

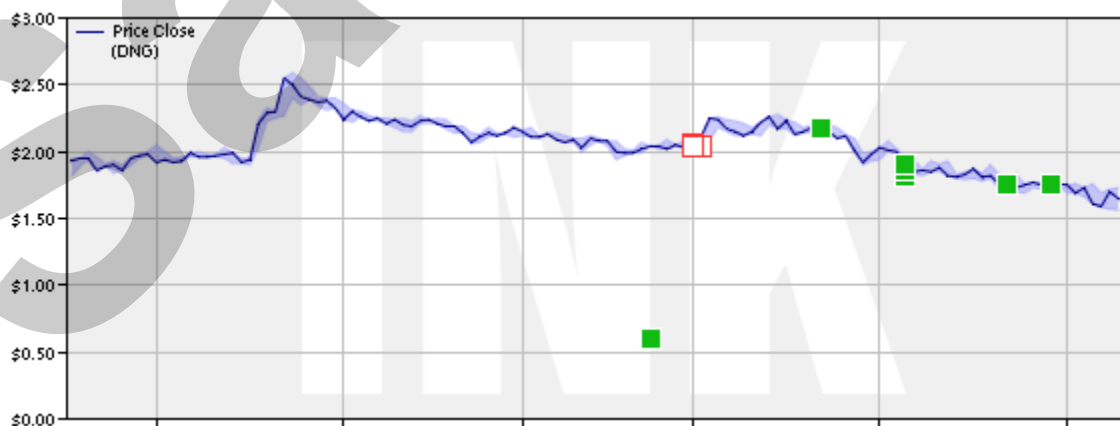
MONTREAL QC H3B 1R2

Website: dynacorgold.com

Business Overview:

Dynacor Gold Mines Inc. (Dynacor) is a gold ore processing and exploration company. The Company's activities consist of the exploration of mining properties for the commercial extraction of gold and precious metals, and production of gold and silver by means of processing of purchased ore. Its projects include Tumipampa, Anta 1, Casaden and Egnone Huinchuni. The Tumipampa property is located approximately 60 kilometers south of the city of Abancay in the Tumipampa region, Circa district, province of Abancay. Dynacor's Anta 1 property is located in the district of San Pedro approximately 72 kilometers west of Nazca, within the Western Andean Cordillera in the Province of Lucanas. Dynacor's Casaden property is located in the district of Magdalena approximately 890 kilometers north east of Lima. Dynacor's Egnone Huinchuni property is located in the district of Ocana/San Pedro approximately 63 kilometers northwest of Nazca, within the Western Andean Cordillera in the Province of Lucanas.

DNG Equity Filing Overview Chart



28. Brookfield Asset Management Inc.

Primary Ticker: BAM

Exchange: TSX

TRBC Sector: Financials

Industry: Investment Management & Fund Operators

NAIC Industry: Other

Company Contact: 300-181 Bay St, Brookfield Place

P.O. Box 762

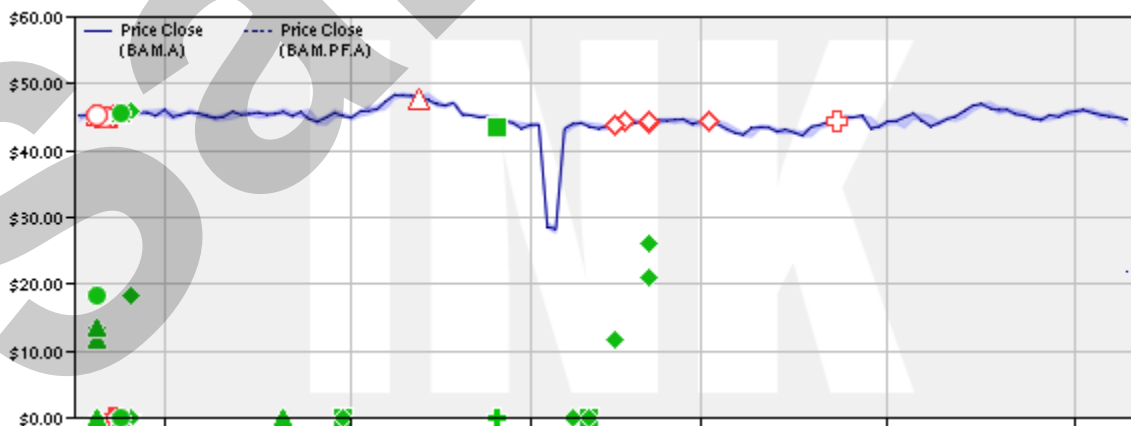
TORONTO ON M5J 2T3

Website: www.brookfield.com

Business Overview:

Brookfield Asset Management Inc. (Brookfield) is a global alternative asset manager. The Company owns and operates assets with a focus on property, renewable energy, infrastructure and private equity. The Company operates in eight segments: Asset Management, property, renewable energy, infrastructure, private equity, residential development, service activities and corporate activities. Brookfield manages a range of investment funds and other entities that enable institutional and retail clients to invest in these assets. These products include publicly listed partnerships that are listed on stock exchanges, as well as private institutional partnerships that are available to accredited investors, typically pension funds, endowments and other institutional investors. The Company also manages portfolios of listed securities through a series of segregated accounts and mutual funds.

BAM Equity Filing Overview Chart



29. Supremex Inc.

Primary Ticker: SXP

Exchange: TSX

TRBC Sector: Basic Materials

Industry: Paper Products

NAIC Industry: Consumer products

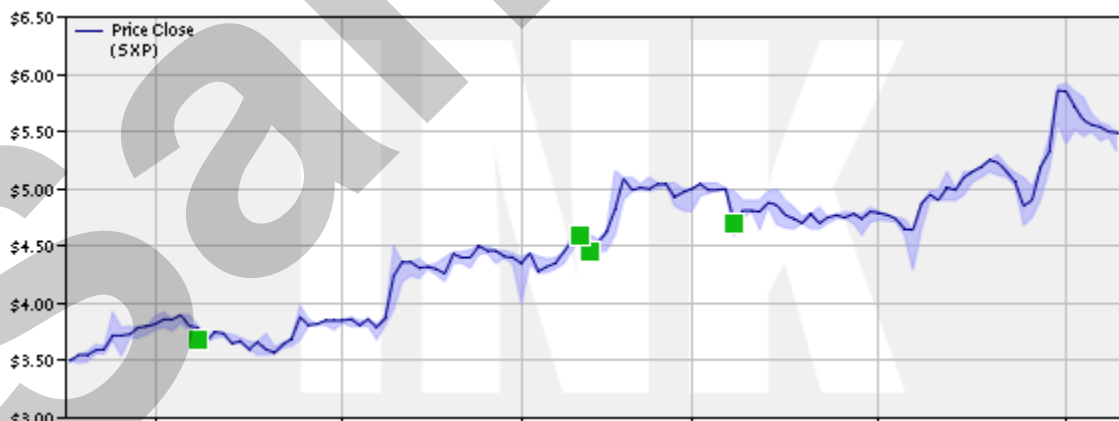
Company Contact: 7213 Cordner St
LASALLE QC H8N 2J7

Website: www.supremex.com

Business Overview:

Supremex Inc. is a Canada-based company provides stock and custom manufactured envelopes and mail packaging products to Canadian and United States customers. The Company provides standard and specially manufactured, plain and printed mailing products. Its portfolio of products include envelopes, which includes stock envelopes, custom envelopes and integrated envelopes; related products, which includes repositionable notes, membership cards, labels, file folders and photo packing; mail packaging, which consists of conformer products, bubble mailers, poly mailers, courier products, xtreme lite and tyvek, and environmentally friendly products, which includes degradable window film, degradable bubble mailers and degradable poly mailers. Buffalo Envelope is the subsidiary of the company ,which provides envelopes and related products.

SXP Equity Filing Overview Chart



30. Neovasc Inc.

Primary Ticker: NVC

Exchange: TSX

TRBC Sector: Healthcare

Industry: Advanced Medical Equipment & Technology

NAIC Industry: Other

Company Contact: 13700 Mayfield PI Suite 2135

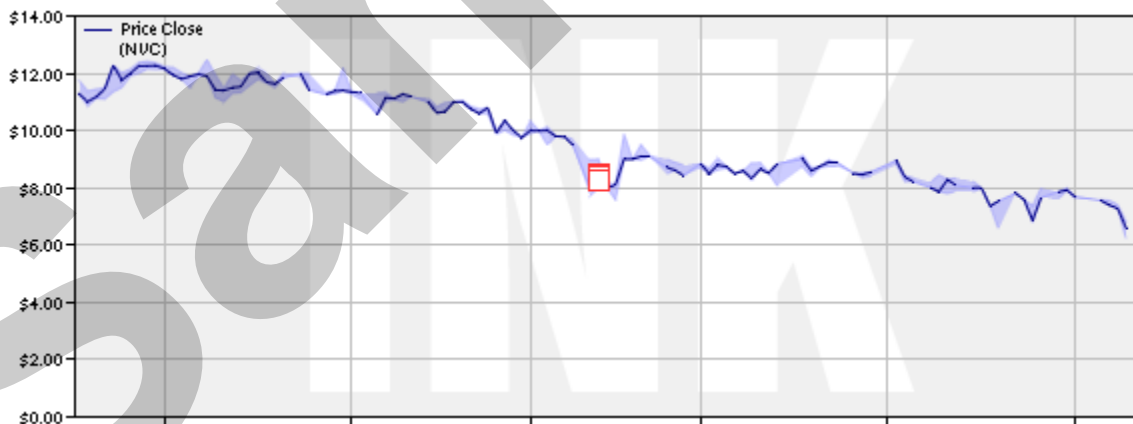
RICHMOND BC V6V 2E4

Website: www.neovasc.com

Business Overview:

Neovasc Inc. (Neovasc) is a Canada-based specialty medical device company engaged in developing, manufacturing and marketing products for the cardiovascular market. The Company's products include Tiara, an early-stage development product used for the transcatheter treatment of mitral valve disease; Reducer for the treatment of refractory angina, and Peripatch, a biological tissue product that is manufactured from pericardium. The Peripatch product line includes Peripatch surgical patches. The Peripatch Products are used as components in third-party medical products, including transcatheter heart valves. Neovasc provides consulting and original equipment manufacturing services to other medical device companies.

NVC Equity Filing Overview Chart



31. Intact Financial Corporation

Primary Ticker: IFC

Exchange: TSX

TRBC Sector: Financials

Industry: Property & Casualty Insurance

NAIC Industry: Financial services

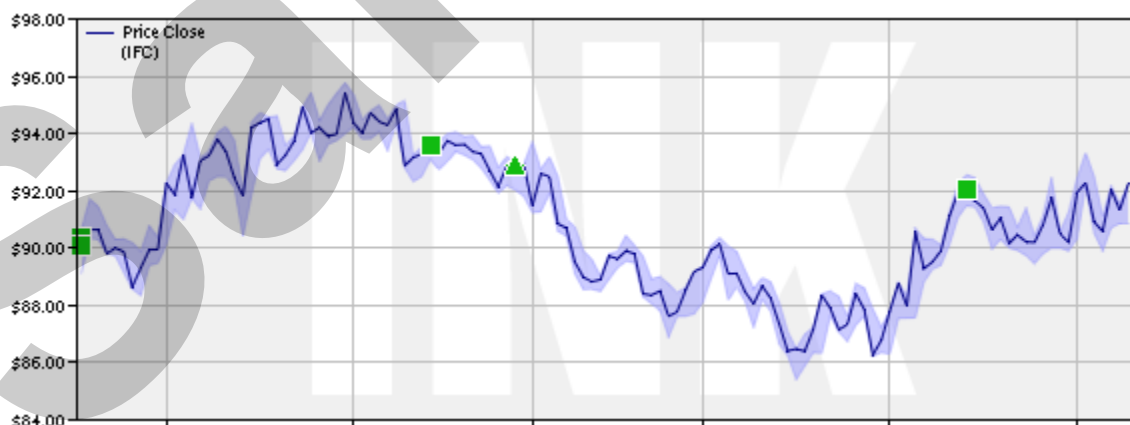
Company Contact: 1500-700 University Ave
TORONTO ON M5G 0A1

Website: www.intactfc.com

Business Overview:

Intact Financial Corporation is a Canada-based insurance company. The Company is engaged in providing home, auto and business insurance. The Company's business activities are directed towards Property and casualty insurance operations. The Company insures individuals and businesses through its insurance subsidiaries. The Company distributes insurance under the Intact Insurance brand through a network of brokers and its subsidiary, BrokerLink. The Company's significant operating subsidiaries include, Intact Insurance Company, Belair Insurance Company Inc., The Nordic Insurance Company of Canada, Novex Insurance Company, Trafalgar Insurance Company of Canada, Equisure Financial Network Inc., Canada Brokerlink Inc., Grey Power Insurance Brokers Inc., Intact Farm Insurance Inc., Jevco Insurance Company and IB Reinsurance Inc.

IFC Equity Filing Overview Chart



32. Alimentation Couche-Tard Inc.

Primary Ticker: ATD

Exchange: TSX

TRBC Sector: Consumer Non-Cyclicals

Industry: Food Retail & Distribution

NAIC Industry: Merchandising

Company Contact: 4204 Industriel Blvd

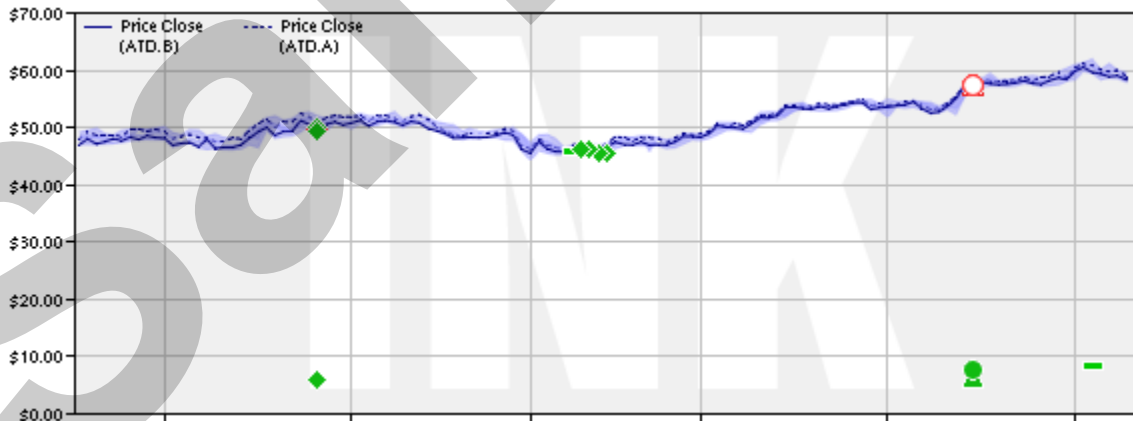
LAVAL QC H7L 0E3

Website: www.couche-tard.com

Business Overview:

Alimentation Couche-Tard Inc (Couche-Tard), is a Canada-based company that operates in the convenience store industry and the road transportation fuel industry. As of October 12, 2014, Couche-Tard's network comprised 6,303 convenience stores throughout North America, including 4,851 stores with road transportation fuel dispensing. Its North-American network consists of 13 business units, including nine in the United States covering 40 states and four in Canada covering all ten provinces. More than 60,000 people are employed throughout its network and at the service offices in North America. In Europe, Couche-Tard operates a broad retail network across Scandinavia (Norway, Sweden, Denmark), Poland, the Baltics (Estonia, Latvia, Lithuania) and Russia, which comprised 2,239 stores.

ATD Equity Filing Overview Chart



33. Claude Resources Inc.

Primary Ticker: CRJ

Exchange: TSX

TRBC Sector: Basic Materials

Industry: Integrated Mining

NAIC Industry: Junior natural resource

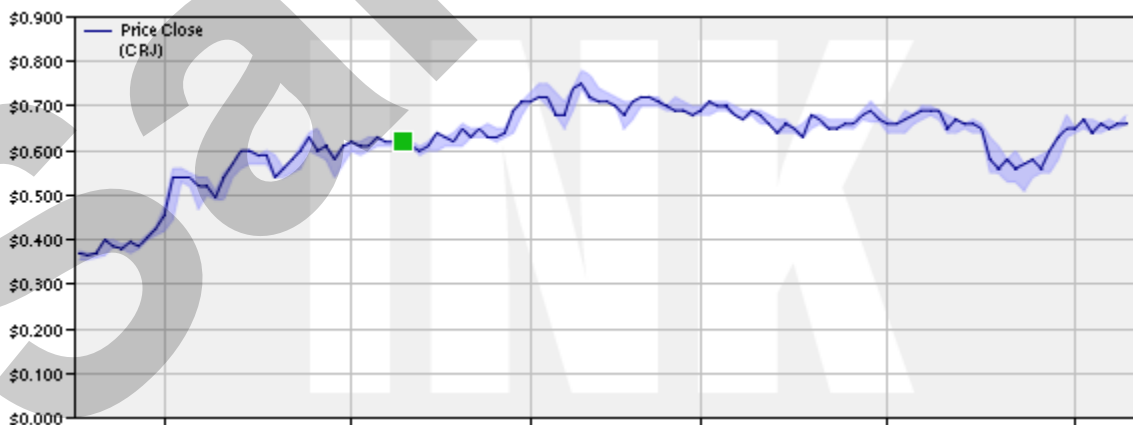
Company Contact: Suite, 200-224 4th Ave S
SASKATOON SK S7K 5M5

Website: www.clauderesources.com

Business Overview:

Claude Resources Inc. is a Canada-based gold producer. The Company is also engaged in the exploration and development of gold mineral reserves and mineral resources. The Company's asset base is located in Canada. It owns 100% of Seabee Gold Operation, located in northern Saskatchewan and also owns 100% of the Amisk Gold Project in northeastern Saskatchewan. The Company's mineral property portfolio includes the Seabee Mine and Santoy Mine Complex, which are both producing gold mines, and a portfolio of exploration properties located in the Province of Saskatchewan. The Company has assembled the majority of its property portfolio in and around the Seabee and Santoy Mines, including the Santoy Gap deposit, Neptune and Porky Lake exploration projects, and Amisk Gold Property in Saskatchewan. It has two wholly owned subsidiaries: 4158849 Canada Ltd. and Madsen Gold Corporation.

CRJ Equity Filing Overview Chart



34. CanWel Building Materials Group Ltd.

Primary Ticker: CWX

Exchange: TSX

TRBC Sector: Basic Materials

Industry: Construction Materials

NAIC Industry: Industrial products

Company Contact: Suite 1100- 609 Granville Street

P.O. Box 10377

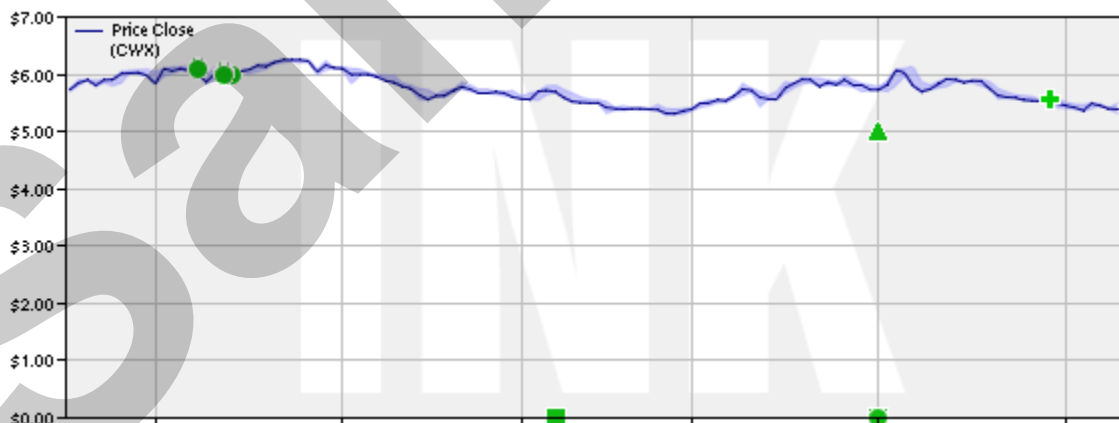
VANCOUVER BC V7Y 1G6

Website: www.canwel.com

Business Overview:

CanWel Building Materials Group Ltd. is a wholesale distributor of building materials and home renovation products. The Company provides wood pressure treating services. The Company's services include design services, BOISE Engineering and software support, full inventory of BOISE EWP products and accessories and additional estimating capabilities for ARXX ICF, siding products, century aluminium railing and moistureshield composite decking. Through its distribution warehouses the Company provides a comprehensive range of building products to dealer, lumberyard and home improvement centers. The Company's products are used by builders and homeowners primarily in new construction, repair and remodeling.

CWX Equity Filing Overview Chart



35. Enghouse Systems Limited

Primary Ticker: ESL

Exchange: TSX

TRBC Sector: Technology

Industry: Software

NAIC Industry: Industrial products

Company Contact: Suite 800

80 Tiverton Court

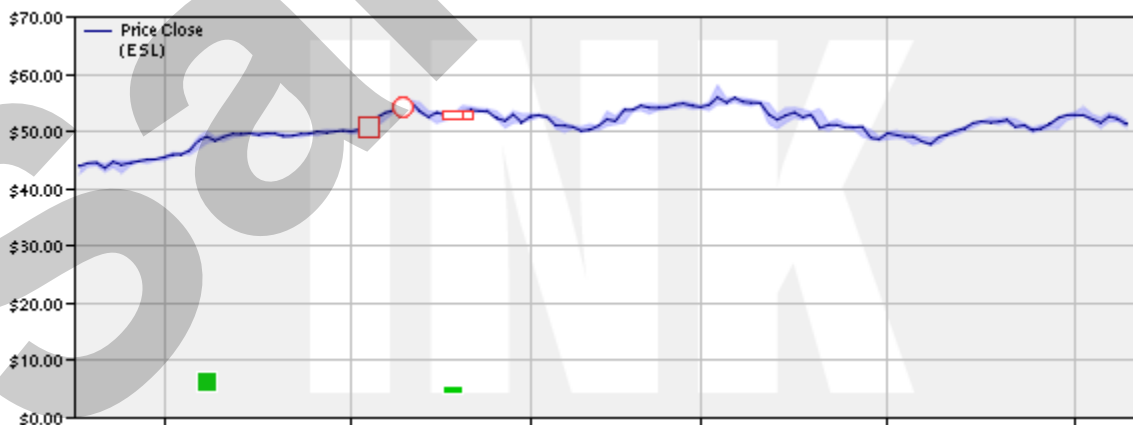
MARKHAM ON L3R 0G4

Website: www.enghouse.com

Business Overview:

Enghouse Systems Limited is a Canada-based software and services company which develops enterprise software solutions for a variety of vertical markets. The Company operates through two segments: Interactive Management Group and Asset Management Group. The Interactive Management Group specializes in customer interaction software and services. Its core technologies are contact center, attendant console, interactive voice response, call recording and workforce optimization solutions that support any telephony environment, on-premise or in the cloud. The Asset Management Group provides products to telecom service providers as well as fleet management and public safety software solutions for the transportation industry, first responders, distribution, security, utilities and oil and gas industries.

ESL Equity Filing Overview Chart



36. Cascades Inc.

Primary Ticker: CAS

Exchange: TSX

TRBC Sector: Basic Materials

Industry: Paper Packaging

NAIC Industry: Paper and forest products

Company Contact: 404, rue Marie-Victorin, C.P. 30

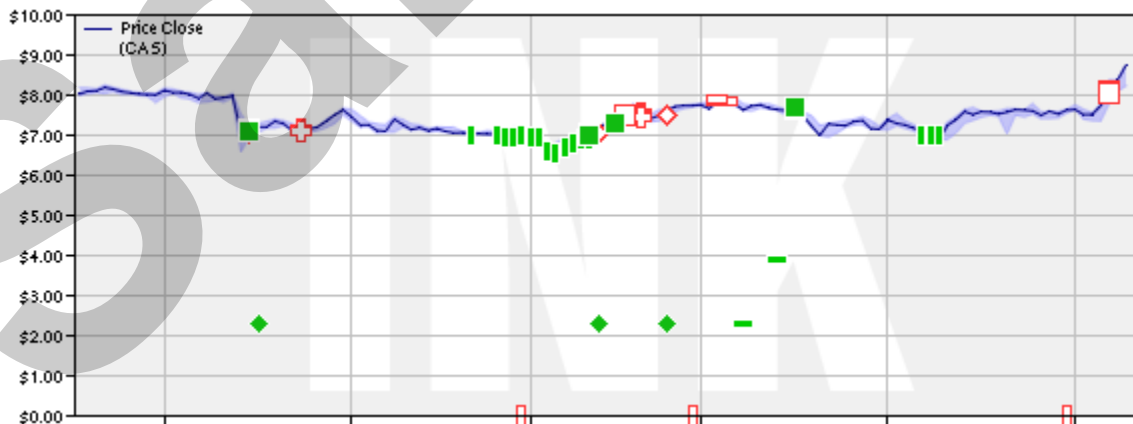
KINGSEY FALLS QC J0A 1B0

Website: www.cascades.com

Business Overview:

Cascades Inc. (Cascades) is a Canada-based company that produces, converts and markets packaging and tissue products consisting of recycled fibers. The Company operates through four segments: Containerboard, Boxboard Europe, Specialty Products and Tissue Papers. The Containerboard segment offers corrugated packaging containers, corrugated sheets and specialty packaging. The Boxboard Europe segment offers coated virgin boxboard, coated recycled boxboard and recycled linerboard. The Specialty Products segment consists of various packaging products, such as industrial packaging that include uncoated board, papermill packaging, honeycomb packaging and laminated boards; consumer products packaging, such as molded pulp products and plastic products, and other products, such as backing for vinyl flooring and deinked pulp. The Tissue Papers segment offers parent rolls, paper towels, paper hand towels, bathroom tissue, facial tissue, paper napkins and industrial wipes.

CAS Equity Filing Overview Chart



37. First National Mortgage Investment Fund

Primary Ticker: FNM

Exchange: TSX

TRBC Sector: Financials

Industry: Investment Trusts

NAIC Industry: Financial services

Company Contact: 36 Toronto St Suite 710

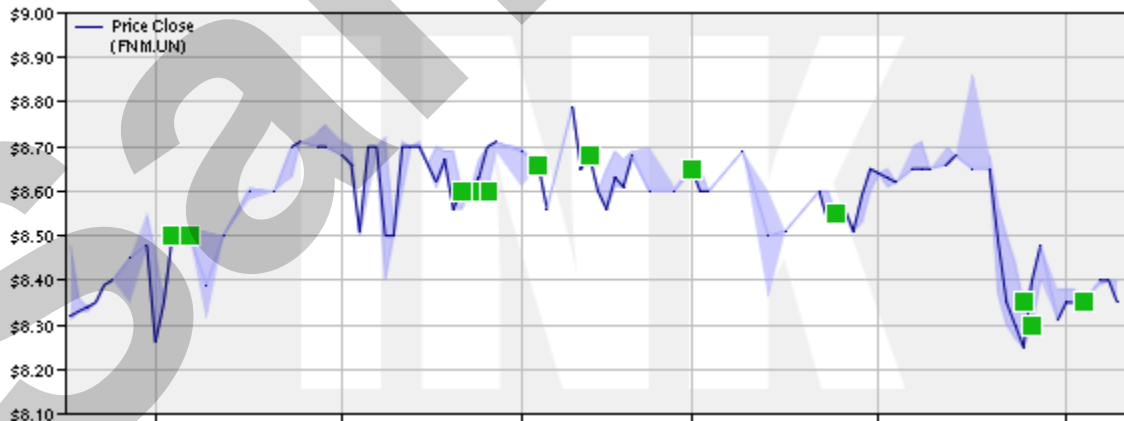
TORONTO ON M5C 2C5

Website: N/A

Business Overview:

First National Mortgage Investment Fund (the Fund) is a Canada-based non-redeemable investment fund. The investment objectives of the Fund are to provide holders of the Units (Unitholders) with tax-advantaged monthly cash distributions, and preserve capital. The objective of the Fund is also to provide unitholders with tax-efficient quarterly distributions consisting of capital gains and returns of capital. The Mortgage Trust uses stringent underwriting criteria and experienced adjudicators to mitigate this risk. The Mortgage Trust's approach to managing credit risk is based on the consistent application of a detailed set of credit policies and prudent arrears management. Stone Asset Management Limited (the Manager) act as manager and portfolio manager of the Fund.

FNM Equity Filing Overview Chart



39. Agrium Inc.

Primary Ticker: AGU

Exchange: TSX

TRBC Sector: Basic Materials

Industry: Agricultural Chemicals

NAIC Industry: Industrial products

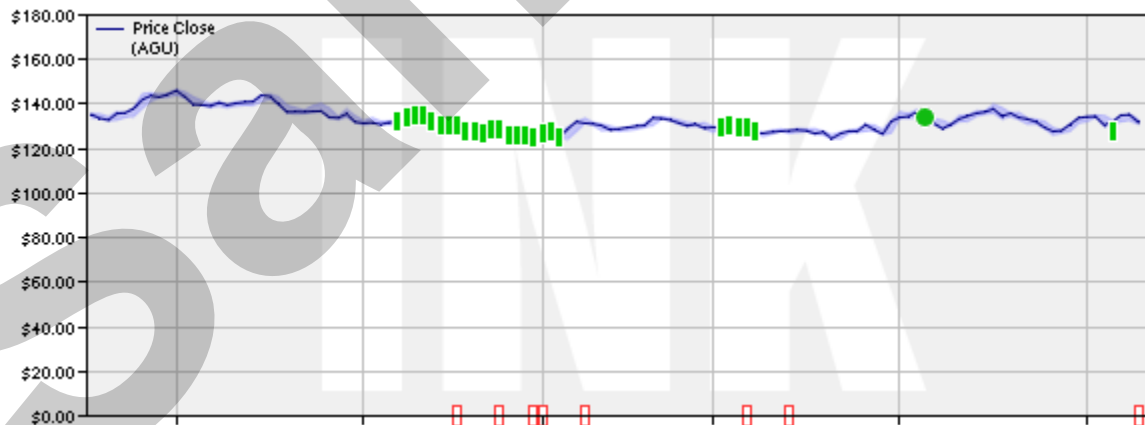
Company Contact: 13131 Lake Fraser Dr SE
CALGARY AB T2J 7E8

Website: www.agrium.com

Business Overview:

Agrium Inc. (Agrium) is a Canada-based producer and marketer of nutrients for agricultural and industrial markets. Agrium is a retailer of agricultural products and services in the United States, Canada, Australia, Argentina, Brazil, Chile and Uruguay and a multi-national producer and wholesale marketer of nutrients for agricultural and industrial markets. The Company operates through its two business units: Retail and Wholesale. Agrium Wholesale owns 16 production facilities in North and South America across the nitrogen, potash and phosphate spectrum; two mines; and a distribution and storage network throughout North America and internationally through Agrium Europe. Agrium Retail operates approximately 1,375 retail locations, 57 terminals, 8 plants and 18 distribution centers in North and South America, as well as Australia.

AGU Equity Filing Overview Chart



40. Lassonde Industries Inc.

Primary Ticker: LAS

Exchange: TSX

TRBC Sector: Consumer Non-Cyclicals

Industry: Food Processing

NAIC Industry: Consumer products

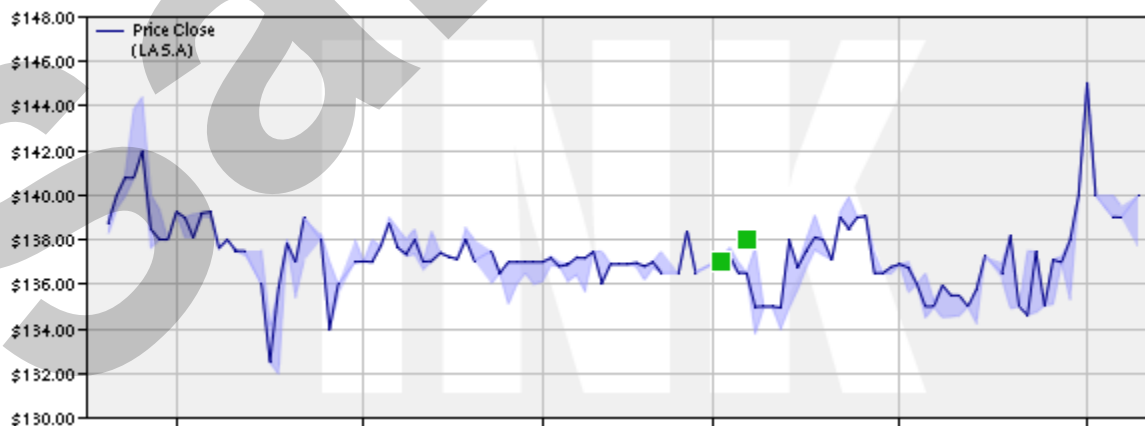
Company Contact: 755 Principale St
ROUGEMONT QC J0L 1M0

Website: www.lassonde.com/industrie/en/index.html

Business Overview:

Lassonde Industries Inc. develops, manufactures and markets a range of ready-to-drink fruit and vegetable juices and drinks. The Company develops, manufactures and markets specialty food products, such as fondue broths and sauces, packaged corn-on-the-cob and pasta sauces. It also imports selected wines from several countries of origin for packaging and marketing purposes. It also produces apple cider and cider-based beverages. The Company operates in two market segments: the retail segment and the food service segment. The retail segment consists of sales to food retailers and wholesalers, such as supermarket chains, independent grocers, superstores, warehouse clubs and pharmacy chains. The food service segment consists of sales to restaurants, hotels, hospitals, schools and wholesalers serving these institutions. The Company has five operating subsidiaries: A. Lassonde Inc., Apple & Eve, LLC, Arista Wines Inc., Clement Pappas and Company, Inc. (CPC) and Lassonde Specialties Inc.

LAS Equity Filing Overview Chart



INK Top 40 Performance - Performance by Publication

Report Summary as of August 11, 2015

Jul 24, 2015 Publication	1 Month	3 Month	6 Month	Since Publication (Max 1 Yr)	INK CIN Index
Equal Weight	--	--	--	0.17%	0.62%
Market Cap Weight	--	--	--	2.26%	--
Jun 19, 2015 Publication	1 Month	3 Month	6 Month	Since Publication (Max 1 Yr)	INK CIN Index
Equal Weight	-0.30%	--	--	-4.12%	-1.78%
Market Cap Weight	5.29%	--	--	5.98%	--
May 29, 2015 Publication	1 Month	3 Month	6 Month	Since Publication (Max 1 Yr)	INK CIN Index
Equal Weight	-0.27%	--	--	-0.59%	-3.20%
Market Cap Weight	4.21%	--	--	8.57%	--
Apr 24, 2015 Publication	1 Month	3 Month	6 Month	Since Publication (Max 1 Yr)	INK CIN Index
Equal Weight	-0.88%	-3.73%	--	-3.28%	-3.76%
Market Cap Weight	-3.07%	-3.74%	--	-3.71%	--
Mar 27, 2015 Publication	1 Month	3 Month	6 Month	Since Publication (Max 1 Yr)	INK CIN Index
Equal Weight	1.28%	2.03%	--	2.21%	-3.12%
Market Cap Weight	-2.38%	-4.48%	--	-4.41%	--

Feb 24, 2015 Publication	1 Month	3 Month	6 Month	Since Publication (Max 1 Yr)	INK CIN Index
Equal Weight	0.91%	0.68%	--	0.44%	-4.11%
Market Cap Weight	-0.80%	-2.94%	--	-3.12%	--








Sample












INK Top 40 Performance - Performance by Stock










Report Summary as of August 11, 2015













The list includes all the stocks that have made it into the Top 40 or sector list over the past 12 months.
Sorting by 6 month performance, high to low













* Current Top 40












Issuer Name (Symbol)	Start Date	Current Outlook	1 Month	3 Month	6 Month	Since Start (Max 1 Yr)	Date Dropped
Resverlogix Corp. (RVX)	Feb 24/15		76.14%	85.23%	85.23%	85.23%	Mar 27/15
Claude Resources Inc. (CRJ)	Feb 24/15		51.90%	79.75%	44.30%	44.30%	Jul 24/15
Spectral Medical Inc. (EDT)	Mar 27/15		44.00%	44.00%	44.00%	44.00%	Apr 24/15
Photon Control Inc. (PHO)	Feb 24/15		21.82%	25.45%	25.45%	25.45%	Mar 27/15
Levon Resources Ltd. (LVN)	Mar 27/15		17.28%	20.99%	20.99%	20.99%	Jun 19/15
Airboss Of America Corp. (BOS)	Jan 28/15		3.85%	18.57%	18.50%	18.50%	May 29/15
Clarke Inc. (CKI)	Apr 24/15		6.30%	12.89%	12.89%	12.89%	May 29/15










Issuer Name (Symbol)	Start Date	Current Outlook	Since Start				Date Dropped
			1 Month	3 Month	6 Month	(Max 1 Yr)	
Macro Enterprises Inc. (MCR)	May 29/15		8.70%	8.70%	8.70%	8.70%	Jun 19/15
Savaria Corporation (SIS)	Mar 27/15		-2.20%	8.62%	8.62%	8.62%	Jun 19/15
Velan Inc. (VLN)	Feb 24/15		8.67%	8.34%	8.34%	8.34%	Mar 27/15
theScore, Inc. (SCR)	Mar 27/15		8.33%	8.33%	8.33%	8.33%	Apr 24/15
Senvest Capital Inc. (SEC)	Apr 24/15		6.82%	9.53%	8.02%	8.02%	Jul 24/15
Starlight U.S. Multi-Family Core Fund (UMF.A)	Apr 24/15		--	7.31%	7.31%	7.31%	May 29/15
Enghouse Systems Limited (ESL)	Mar 27/15		7.30%	7.30%	7.30%	7.30%	Apr 24/15
PFB Corporation (PFB)	Feb 24/15		7.14%	7.14%	7.14%	7.14%	Mar 27/15
Crocodile Gold Corp. (CRK)	Mar 27/15	N/A	6.25%	6.25%	6.25%	6.25%	Apr 24/15
Chorus Aviation Inc. (CHR.A)	Feb 24/15		2.59%	4.83%	3.62%	3.62%	May 29/15
Endeavour Mining Corporation (EDV)	Mar 27/15		-3.28%	3.28%	3.28%	3.28%	Jun 19/15
Allana Potash Corp. (AAA)	May 29/15	N/A	2.04%	2.04%	2.04%	2.04%	Jun 19/15
GDI Integrated Facility Services Inc. (GDI)	Jun 19/15		0.21%	1.15%	1.15%	1.15%	Jul 24/15













Issuer Name (Symbol)	Start Date	Current Outlook	Since Start				Date Dropped
			1 Month	3 Month	6 Month	(Max 1 Yr)	
Linamar Corporation (LNR)	Jan 28/15		-1.01%	0.86%	0.86%	0.86%	Mar 27/15
Intact Financial Corporation (IFC)	Feb 24/15		6.26%	-0.17%	0.61%	0.61%	May 29/15
Alimentation Couche-Tard Inc. (ATD.B)	Jan 28/15		2.30%	0.08%	0.08%	0.08%	Apr 24/15
Niogold Mining Corp. (NOX)	Jan 28/15	N/A	5.26%	--	--	--	Apr 24/15
Winpak Ltd (WPK)	Jan 28/15		1.76%	-0.05%	-0.05%	-0.05%	Apr 24/15
Hartco Inc. (HCI)	May 29/15	N/A	-0.15%	-0.15%	-0.15%	-0.15%	Jun 19/15
Clairvest Group Inc. (CVG)	May 29/15	N/A	-0.46%	-0.46%	-0.46%	-0.46%	Jun 19/15
Advantage Oil & Gas Ltd. (AAV)	Apr 24/15		4.40%	-0.55%	-0.82%	-0.82%	Jul 24/15
Vecima Networks Inc. (VCM)	Jan 28/15		-2.05%	-1.12%	-1.12%	-1.12%	Mar 27/15
Just Energy Group Inc. (JE)	May 29/15		-1.33%	-1.33%	-1.33%	-1.33%	Jun 19/15
Valeant Pharmaceuticals International, Inc. (VRX)	Jan 28/15		-1.63%	-1.63%	-1.63%	-1.63%	Mar 27/15
Extendicare Inc. (EXE)	Mar 27/15		4.44%	-2.42%	-2.42%	-2.42%	May 29/15
Goodfellow Inc. (GDL)	Feb 24/15	N/A	-4.81%	-3.46%	-3.46%	-3.46%	Mar 27/15






Issuer Name (Symbol)	Start Date	Current Outlook	Since Start				Date Dropped
			1 Month	3 Month	6 Month	(Max 1 Yr)	
Fairfax Financial Holdings Limited (FFH)	Jan 28/15		12.82%	-5.41%	-3.71%	-3.71%	May 29/15
High Liner Foods Incorporated (HLF)	Feb 24/15		-0.77%	-3.74%	-3.74%	-3.74%	Mar 27/15
Lassonde Industries Inc. (LAS.A)	Jan 28/15		-5.63%	-3.87%	-3.87%	-3.87%	Apr 24/15
Brookfield Asset Management Inc. (BAM.A)	Jan 28/15		-3.17%	-2.69%	-3.93%	-3.93%	May 29/15
Richards Packaging Income Fund (RPI.UN)	Feb 24/15		-2.47%	-3.70%	-4.63%	-4.63%	May 29/15
Exco Technologies Limited (XTC)	Jan 28/15		-5.11%	-2.25%	-4.64%	-4.64%	May 29/15
The Intertain Group Limited (IT)	Mar 27/15		-5.03%	-5.03%	-5.03%	-5.03%	Apr 24/15
Brick Brewing Co. Limited (BRB)	Apr 24/15	N/A	--	-5.06%	-5.06%	-5.06%	May 29/15
George Weston Limited (WN)	Feb 24/15		-5.09%	-5.19%	-5.19%	-5.19%	Mar 27/15
Quebecor Inc. (QBR.B)	Jan 28/15		3.69%	-2.35%	-5.42%	-5.42%	Jun 19/15
Wesdome Gold Mines Ltd. (WDO)	Jan 28/15		-8.06%	-5.65%	-5.65%	-5.65%	Mar 27/15
CanWel Building Materials Group Ltd. (CWX)	Jan 28/15		3.66%	-5.66%	-5.66%	-5.66%	Apr 24/15
Empire Company Limited (EMP.A)	Jan 28/15		-4.91%	-4.73%	-5.99%	-5.99%	May 29/15

Issuer Name (Symbol)	Start Date	Current Outlook	Since Start				Date Dropped
			1 Month	3 Month	6 Month	(Max 1 Yr)	
Aecon Group Inc. (ARE)	May 29/15		-6.56%	-6.56%	-6.56%	-6.56%	Jun 19/15
TransGlobe Energy Corporation (TGL)	May 29/15		-7.20%	-7.20%	-7.20%	-7.20%	Jun 19/15
Stornoway Diamond Corporation (SWY)	Feb 24/15		-5.80%	-7.25%	-7.25%	-7.25%	Mar 27/15
Nevsun Resources Ltd. (NSU)	May 29/15		-7.56%	-7.56%	-7.56%	-7.56%	Jun 19/15
Firan Technology Group Corporation (FTG)	Feb 24/15		8.94%	-8.94%	-8.38%	-8.38%	May 29/15
Clearwater Seafoods Incorporated (CLR)	Jan 28/15		-5.10%	-8.71%	-8.71%	-8.71%	Apr 24/15
CRH Medical Corporation (CRH)	Jan 28/15		-10.80%	-9.55%	-9.55%	-9.55%	Mar 27/15
Agrium Inc. (AGU)	Jan 28/15		-5.65%	-9.98%	-9.98%	-9.98%	Apr 24/15
Neovasc Inc. (NVC)	Feb 24/15	N/A	-4.83%	-10.00%	-10.00%	-10.00%	Apr 24/15
Dynacor Gold Mines Inc. (DNG)	Mar 27/15		-10.97%	-10.97%	-10.97%	-10.97%	Apr 24/15
easyhome Ltd. (EH)	Apr 24/15		-7.22%	-10.97%	-10.97%	-10.97%	May 29/15
Transcontinental Inc. (TCL.A)	Mar 27/15		4.19%	-11.21%	-11.21%	-11.21%	Jun 19/15
Horizon North Logistics Inc. (HNL)	May 29/15		9.41%	-11.56%	-11.56%	-11.56%	Jul 24/15

Issuer Name (Symbol)	Start Date	Current Outlook	Since Start				Date Dropped
			1 Month	3 Month	6 Month	(Max 1 Yr)	
Accord Financial Corp. (ACD)	May 29/15		-10.71%	-12.38%	-12.38%	-12.38%	Jul 24/15
DeeThree Exploration Ltd. (DTX)	Apr 24/15		-16.80%	-12.63%	-12.63%	-12.63%	May 29/15
Cascades Inc. (CAS)	Jan 28/15		-10.55%	-12.78%	-12.78%	-12.78%	Apr 24/15
Lion One Metals Limited (LIO)	May 29/15	N/A	-4.17%	-17.71%	-17.71%	-17.71%	Jul 24/15
Junex Inc. (JNX)	Feb 24/15		-14.55%	-18.18%	-18.18%	-18.18%	May 29/15
Counsel Corporation (CXS)	Apr 24/15		-7.84%	-19.22%	-19.61%	-19.61%	Jul 24/15
Dominion Diamond Corporation (DDC)	Apr 24/15		-3.02%	-21.20%	-21.20%	-21.20%	Jun 19/15
TeraGo Inc. (TGO)	Mar 27/15		-6.29%	-21.68%	-21.68%	-21.68%	May 29/15
MDC Partners Inc. (MDZ.A)	Jan 28/15		2.31%	-25.44%	-22.34%	-22.34%	May 29/15
Gold Canyon Resources Inc. (GCU)	Apr 24/15	N/A	-20.00%	-25.00%	-25.00%	-25.00%	May 29/15
Aveda Transportation and Energy Services Inc. (AVE)	Jun 19/15		-17.36%	-25.62%	-25.62%	-25.62%	Jul 24/15
Kirkland Lake Gold Inc. (KGI)	May 29/15		-12.79%	-25.73%	-25.73%	-25.73%	Jul 24/15
Caledonia Mining Corporation (CAL)	Jun 19/15		-7.00%	-27.00%	-27.00%	-27.00%	Jul 24/15

Issuer Name (Symbol)	Start Date	Current Outlook	Since Start				Date Dropped
			1 Month	3 Month	6 Month	(Max 1 Yr)	
Integra Gold Corp. (ICG)	Jun 19/15		-20.59%	-27.94%	-27.94%	-27.94%	Jul 24/15
NexJ Systems Inc. (NXJ)	Apr 24/15	N/A	--	-29.46%	-29.46%	-29.46%	Jun 19/15
Foran Mining Corporation (FOM)	Apr 24/15	N/A	-25.81%	-30.65%	-30.65%	-30.65%	May 29/15
Baylin Technologies Inc. (BYL)	Feb 24/15	N/A	-27.50%	-31.25%	-31.25%	-31.25%	Mar 27/15
Blackbird Energy Inc. (BBI)	Feb 24/15		-38.10%	-39.29%	-39.29%	-39.29%	Mar 27/15
Brilliant Resources Inc. (BLT)	Apr 24/15	N/A	-4.26%	-38.30%	-40.43%	-40.43%	Jul 24/15
Theratechnologies Inc. (TH)	May 29/15		8.96%	--	--	79.10%	Nov 30/00
Marquee Energy Ltd. (MQL)	Jun 19/15		-20.73%	--	--	-39.02%	Nov 30/00
Nobilis Health Corp. (NHC)	Jul 24/15		--	--	--	-27.56%	Nov 30/00
The Caldwell Partners International Inc. (CWL)	Jul 24/15		--	--	--	-21.76%	Nov 30/00
ImmunoVaccine Inc. (IMV)	Jul 24/15		--	--	--	-10.83%	Nov 30/00
Pure Multi-Family REIT LP (RUF.U)	Apr 24/15		-0.76%	-4.21%	--	-6.12%	Nov 30/00
Treasury Metals Inc. (TML)	Jun 19/15		17.39%	--	--	--	Nov 30/00

Issuer Name (Symbol)	Start Date	Current Outlook	Since Start				Date Dropped
			1 Month	3 Month	6 Month	(Max 1 Yr)	
Cott Corporation (BCB)	Jul 24/15		--	--	--	4.62%	Nov 30/00
Magellan Aerospace Corporation (MAL)	Mar 27/15		-5.71%	27.14%	--	39.50%	Nov 30/00
INSCAPE Corporation (INQ)	Jun 19/15	N/A	-10.00%	--	--	--	Jul 24/15
Andrew Peller Limited (ADW.A)	Jul 24/15		--	--	--	-0.28%	Nov 30/00
Martinrea International Inc. (MRE)	May 29/15		-1.21%	--	--	-8.17%	Nov 30/00
New Flyer Industries Inc. (NFI)	Jul 24/15		--	--	--	14.20%	Nov 30/00
Supremex Inc. (SXP)	Jan 28/15		2.42%	34.41%	--	47.85%	Nov 30/00
Banro Corporation (BAA)	Jun 19/15		-17.44%	--	--	-31.40%	Nov 30/00
Pivot Technology Solutions, Inc. (PTG)	Mar 27/15		1.27%	46.84%	--	36.71%	Nov 30/00
Fortress Paper Ltd. (FTP)	May 29/15		0.73%	--	--	14.18%	Nov 30/00
Total Energy Services Inc. (TOT)	Jun 19/15		-0.13%	--	--	-7.66%	Nov 30/00
Tree Island Steel Ltd. (TSL)	May 29/15		31.58%	--	--	56.14%	Nov 30/00
Plaza Retail REIT (PLZ.UN)	Jul 24/15		--	--	--	-2.98%	Nov 30/00

Issuer Name (Symbol)	Start Date	Current Outlook	1 Month	3 Month	6 Month	Since Start (Max 1 Yr)	Date Dropped
Auryn Resources Inc. (AUG)	Feb 24/15		-15.83%	-2.88%	--	-5.76%	Nov 30/00
First National Mortgage Investment Fund (FNM.UN)	Mar 27/15		-0.80%	-1.61%	--	-3.45%	Nov 30/00
Uni-Sélect Inc. (UNS)	Jul 24/15		--	--	--	17.84%	Nov 30/00
Guyana Goldfields Inc. (GUY)	Jun 19/15		-3.29%	--	--	3.54%	Nov 30/00
Prism Medical Ltd. (PM)	Feb 24/15		-1.66%	-1.46%	--	17.76%	Nov 30/00

End of Report

Should you have any questions, please email us at
inquiries@inkresearch.com

Disclaimer:

Copyright © 2015 INK Research Corp. All rights reserved. It is a violation of copyright laws to reproduce all or part of this publication or service by email, or any other means without the permission of INK Research Corp. You should not attribute in any other publication, disseminate, or distribute information contained herein without the written consent of INK Research Corp. INK Edge® and INK Research® are registered trade-marks owned by INK Research Corp. SEDI ® is a registered trade-mark owned by the Alberta Securities Commission.

INK provides general information. INK is not an investment advisory service, a financial planner, an investment advisor nor a securities advisor. INK does not purport to tell people, or suggest to people, what they should buy or sell for themselves. Opinions and recommendations contained herein should not be construed as investment advice. Do not assume that any recommendations, insights, charts, theories, or philosophies will ensure profitable investment. Users should always consult with and obtain advice from their professional licensed financial advisor, including their tax advisor, to determine the suitability of any investment. INK recommends that anyone making an investment or trading securities do so with caution. Users should perform full due diligence and investigate any security fully before making an investment or before the execution of a security trade based upon information learned through INK. Investors should obtain annual reports and other company information to complete their own due diligence in any investment. Neither INK nor anyone affiliated with INK is responsible for any investment decision made. INK has made all reasonable efforts to ensure that all information provided is accurate at the time of inclusion; however, there may be inadvertent and occasional errors. INK makes no guarantee of accuracy or completeness. All information and opinion expressed herein is subject to change without notice. INK employees may have an ownership or investment interest in any stock mentioned in this service or on this website. There may be links on this site to third-party sites or pages, the contents of which are not verified, maintained, controlled or supervised by INK. INK is not responsible for and assumes no liability for the accuracy, completeness or timeliness of the information or contents of any linked sites or pages. The inclusion of any link by us does not imply that INK recommends, approves or endorses the linked site or pages