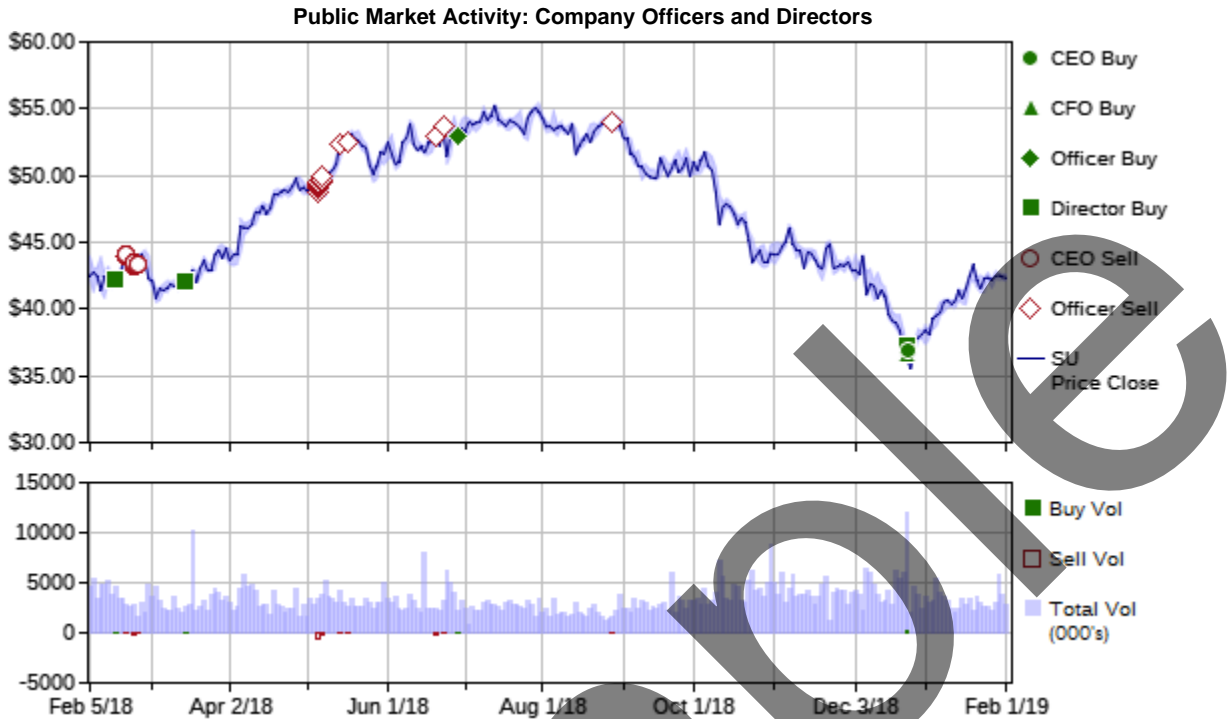


Suncor Energy Inc. (T:SU)

A snap shot of company officer and director insider public-market activity for the past year, recent market data plus a list of all insider transactions and holdings.



One Year Public Market Bias

Company Insiders	Buying	Selling
CEO	\$1,990,440 ●	-\$8,707,968 ○
CFO	\$1,501,383 ▲	None △
Officer	\$46,626 ◆	-\$60,190,612 ◇
Director	\$1,773,390 ■	None □
Total	\$5,311,840	-\$68,898,580
Net Selling		-\$63,586,740

INK Edge Outlook

Mostly Sunny ☀️

CEO and CFO titles of insiders are provided on a reasonable efforts basis, as are the elimination of duplicate filings across multiple accounts in net buying or selling totals. All data presented should be treated as estimates as it is based on insider filings subject to input errors. This report does not constitute a buy or sell recommendation for the security.

Report Tutorial Video: http://www.inkresearch.com/pdf_tutorial/company.html English» 国语» 粵語»

About INK Research

Through our PDF reports, as well as our alerts, interactive charting and analytical services delivered via www.inkresearch.com, INK provides insider news and knowledge to investors.

For sales and trial subscription information please contact inquiries@inkresearch.com or call us at 604-669-4465 #333.

Latest Filings Over the Past 12 Months - Maximum 600

● / ○ CEO
 ▲ / △ CFO
 ◆ / ◇ OTHER OFFICER
 ■ / □ DIRECTOR
 | / | ISSUER
 + / + 10% HOLDER
 - / = SUBSIDIARY EXECUTIVE
 ✱ / ✱ DEEMED INSIDER

I Information that has been adjusted or estimated by INK
 A - Amended filing

Transaction Date	Insider Name	Ownership Type	Nature of Transaction	Security	Price (\$)	Shares/ Units	Account Change*	Account Balance
Jan 1/19	◆ Strom, Arlene Joyce	Direct Ownership	Opening report	Restricted Share Unit	0.00	7,669	n/a	7,669
Jan 1/19	◆ Strom, Arlene Joyce	Direct Ownership	Opening report	Performance Share Units	0.00	20,634	n/a	20,634
Jan 1/19	◆ Strom, Arlene Joyce	Direct Ownership	Opening report	Options - Suncor Energy Option Plan (Post...	0.00	208,500	n/a	208,500
Jan 1/19	◆ Strom, Arlene Joyce	Direct Ownership	Opening report	Deferred Share Units	0.00	10,398	n/a	10,398
Jan 1/19	◆ Strom, Arlene Joyce	Indirect Ownership	Opening report	Common Shares	0.00	12,404	n/a	12,404
Dec 31/18	▮ Suncor Energy Inc.	Direct Ownership	Sale under company plan	Common Shares	0.00	-256,000	-100.0%	0
Dec 31/18	▮ Suncor Energy Inc.	Direct Ownership	Buy under company plan	Common Shares	USD 27.91	256,000	> 100%	256,000
Dec 30/18	■ Bedient, Patricia Margaret	Direct Ownership	Buy under company plan	Deferred Share Units	37.11	1,969	7.0%	29,924
Dec 30/18	■ Benson, Mel Edward	Direct Ownership	Buy under company plan	Deferred Share Units	37.11	1,238	1.2%	105,192
Dec 30/18	■ D'Alessandro, Dominic	Direct Ownership	Buy under company plan	Deferred Share Units	37.11	1,885	2.1%	91,437
Dec 30/18	■ Gass, John Donald	Direct Ownership	Buy under company plan	Deferred Share Units	37.11	1,570	3.8%	43,054
Dec 30/18	■ Houston, Dennis Michael	Direct Ownership	Buy under company plan	Deferred Share Units	37.11	1,536	16.1%	11,060
Dec 30/18	■ MacDonald, Brian Patrick	Direct Ownership	Buy under company plan	Deferred Share Units	37.11	1,851	27.6%	8,546
Dec 30/18	■ McCaw, Maureen	Direct Ownership	Buy under company plan	Deferred Share Units	37.11	1,544	2.1%	74,254
Dec 30/18	■ Thomas, Eira Margaret	Direct Ownership	Buy under company plan	Deferred Share Units	37.11	1,238	1.3%	93,705
Dec 30/18	■ Wilson, Michael M.	Direct Ownership	Buy under company plan	Deferred Share Units	37.11	3,277	6.1%	57,163
Dec 28/18	▮ Suncor Energy Inc.	Direct Ownership	Sale under company plan	Common Shares	0.00	-254,000	-100.0%	0
Dec 28/18	▮ Suncor Energy Inc.	Direct Ownership	Buy under company plan	Common Shares	USD 28.01	254,000	> 100%	254,000
Dec 27/18	▮ Suncor Energy Inc.	Direct Ownership	Sale under company plan	Common Shares	0.00	-264,000	-100.0%	0
Dec 27/18	▮ Suncor Energy Inc.	Direct Ownership	Buy under company plan	Common Shares	USD 27.07	264,000	> 100%	264,000
Dec 26/18	▮ Suncor Energy Inc.	Direct Ownership	Sale under company plan	Common Shares	0.00	-267,925	-100.0%	0
Dec 26/18	▮ Suncor Energy Inc.	Direct Ownership	Buy under company plan	Common Shares	USD 26.67	267,925	> 100%	267,925
Dec 24/18	■ Bedient, Patricia Margaret	Direct Ownership	Buy under company plan	Deferred Share Units	38.32	260	0.9%	27,955
Dec 24/18	■ Benson, Mel Edward	Direct Ownership	Buy under company plan	Deferred Share Units	38.32	967	0.9%	103,954
Dec 24/18	■ D'Alessandro, Dominic	Direct Ownership	Buy under company plan	Deferred Share Units	38.32	833	0.9%	89,552
Dec 24/18	■ Gass, John Donald	Direct Ownership	Buy under company plan	Deferred Share Units	38.32	386	0.9%	41,484
Dec 24/18	■ Houston, Dennis Michael	Direct Ownership	Buy under company plan	Deferred Share Units	38.32	88	0.9%	9,524

Transaction Date	Insider Name	Ownership Type	Nature of Transaction	Security	Price (\$)	Shares/ Units	Account Change*	Account Balance
Dec 24/18	■ MacDonald, Brian Patrick	Direct Ownership	Buy under company plan	Deferred Share Units	38.32	62	0.9%	6,695
Dec 24/18	■ McCaw, Maureen	Direct Ownership	Buy under company plan	PC Deferred Shares Units (Directors only)	37.99	163	0.9%	17,347
Dec 24/18	■ McCaw, Maureen	Indirect Ownership	Buy under company plan	Common Shares	37.72	53	1.0%	5,608
Dec 24/18	■ McCaw, Maureen	Direct Ownership	Buy under company plan	Deferred Share Units	38.32	677	0.9%	72,710
Dec 24/18	▮ Suncor Energy Inc.	Direct Ownership	Sale under company plan	Common Shares	0.00	-270,145	-100.0%	0
Dec 24/18	▮ Suncor Energy Inc.	Direct Ownership	Buy under company plan	Common Shares	USD 26.52	270,145	> 100%	270,145
Dec 24/18	■ Thomas, Eira Margaret	Direct Ownership	Buy under company plan	Deferred Share Units	38.32	861	0.9%	92,467
Dec 24/18	■ Wilson, Michael M.	Direct Ownership	Buy under company plan	Deferred Share Units	38.32	502	0.9%	53,886
Dec 21/18	▲ Cowan, Alistar	Direct Ownership	Public market buy	Common Shares	36.53	41,100	> 100%	57,973
Dec 21/18	■ Houston, Dennis Michael	Control or Direction	Public market buy	Common Shares	USD 27.42	3,000	> 100%	3,000
Dec 21/18	■ Houston, Dennis Michael	Direct Ownership	Public market buy	Common Shares	USD 27.37	5,000	47.2%	15,600
Dec 21/18	▮ Suncor Energy Inc.	Direct Ownership	Sale under company plan	Common Shares	0.00	-599,000	-100.0%	0
Dec 21/18	▮ Suncor Energy Inc.	Direct Ownership	Buy under company plan	Common Shares	USD 27.11	599,000	> 100%	599,000
Dec 21/18	● Williams, Steven Walter	Direct Ownership	Public market buy	Common Shares	36.86	54,000	13.1%	465,102
Dec 20/18	▮ Suncor Energy Inc.	Direct Ownership	Sale under company plan	Common Shares	0.00	-588,500	-100.0%	0
Dec 20/18	▮ Suncor Energy Inc.	Direct Ownership	Buy under company plan	Common Shares	USD 27.80	588,500	> 100%	588,500
Dec 19/18	▮ Suncor Energy Inc.	Direct Ownership	Sale under company plan	Common Shares	0.00	-562,500	-100.0%	0
Dec 19/18	▮ Suncor Energy Inc.	Direct Ownership	Buy under company plan	Common Shares	USD 29.02	562,500	> 100%	562,500
Dec 18/18	▮ Suncor Energy Inc.	Direct Ownership	Sale under company plan	Common Shares	0.00	-564,000	-100.0%	0
Dec 18/18	▮ Suncor Energy Inc.	Direct Ownership	Buy under company plan	Common Shares	USD 29.05	564,000	> 100%	564,000
Dec 17/18	▮ Suncor Energy Inc.	Direct Ownership	Sale under company plan	Common Shares	0.00	-559,000	-100.0%	0
Dec 17/18	▮ Suncor Energy Inc.	Direct Ownership	Buy under company plan	Common Shares	USD 29.36	559,000	> 100%	559,000
Dec 14/18	▮ Suncor Energy Inc.	Direct Ownership	Sale under company plan	Common Shares	0.00	-553,000	-100.0%	0
Dec 14/18	▮ Suncor Energy Inc.	Direct Ownership	Buy under company plan	Common Shares	USD 29.75	553,000	> 100%	553,000
Dec 13/18	▮ Suncor Energy Inc.	Direct Ownership	Sale under company plan	Common Shares	0.00	-536,000	-100.0%	0
Dec 13/18	▮ Suncor Energy Inc.	Direct Ownership	Buy under company plan	Common Shares	USD 30.74	536,000	> 100%	536,000
Dec 12/18	▮ Suncor Energy Inc.	Direct Ownership	Sale under company plan	Common Shares	0.00	-524,500	-100.0%	0
Dec 12/18	▮ Suncor Energy Inc.	Direct Ownership	Buy under company plan	Common Shares	USD 31.23	524,500	> 100%	524,500
Dec 11/18	▮ Suncor Energy Inc.	Direct Ownership	Sale under company plan	Common Shares	0.00	-532,000	-100.0%	0
Dec 11/18	▮ Suncor Energy Inc.	Direct Ownership	Buy under company plan	Common Shares	USD 30.81	532,000	> 100%	532,000
Dec 10/18	▮ Suncor Energy Inc.	Direct Ownership	Sale under company plan	Common Shares	0.00	-532,000	-100.0%	0
Dec 10/18	▮ Suncor Energy Inc.	Direct Ownership	Buy under company plan	Common Shares	USD 31.02	532,000	> 100%	532,000

Transaction Date	Insider Name	Ownership Type	Nature of Transaction	Security	Price (\$)	Shares/Units	Account Change*	Account Balance
Dec 7/18	Suncor Energy Inc.	Direct Ownership	Sale under company plan	Common Shares	0.00	-515,000	-100.0%	0
Dec 7/18	Suncor Energy Inc.	Direct Ownership	Buy under company plan	Common Shares	USD 31.78	515,000	> 100%	515,000
Dec 6/18	Suncor Energy Inc.	Direct Ownership	Sale under company plan	Common Shares	0.00	-530,000	-100.0%	0
Dec 6/18	Suncor Energy Inc.	Direct Ownership	Buy under company plan	Common Shares	USD 30.92	530,000	> 100%	530,000
Dec 5/18	Suncor Energy Inc.	Direct Ownership	Sale under company plan	Common Shares	0.00	-502,200	-100.0%	0
Dec 5/18	Suncor Energy Inc.	Direct Ownership	Buy under company plan	Common Shares	USD 32.96	502,200	> 100%	502,200
Dec 4/18	Suncor Energy Inc.	Direct Ownership	Sale under company plan	Common Shares	0.00	-512,000	-100.0%	0
Dec 4/18	Suncor Energy Inc.	Direct Ownership	Buy under company plan	Common Shares	USD 32.48	512,000	> 100%	512,000
Dec 3/18	Suncor Energy Inc.	Direct Ownership	Sale under company plan	Common Shares	0.00	-509,500	-100.0%	0
Dec 3/18	Suncor Energy Inc.	Direct Ownership	Buy under company plan	Common Shares	USD 32.45	509,500	> 100%	509,500
Nov 30/18	Suncor Energy Inc.	Direct Ownership	Sale under company plan	Common Shares	0.00	-511,000	-100.0%	0
Nov 30/18	Suncor Energy Inc.	Direct Ownership	Buy under company plan	Common Shares	USD 32.35	511,000	> 100%	511,000
Nov 29/18	Suncor Energy Inc.	Direct Ownership	Sale under company plan	Common Shares	0.00	-501,000	-100.0%	0
Nov 29/18	Suncor Energy Inc.	Direct Ownership	Buy under company plan	Common Shares	USD 32.93	501,000	> 100%	501,000
Nov 28/18	Suncor Energy Inc.	Direct Ownership	Sale under company plan	Common Shares	0.00	-509,000	-100.0%	0
Nov 28/18	Suncor Energy Inc.	Direct Ownership	Buy under company plan	Common Shares	USD 32.34	509,000	> 100%	509,000
Nov 27/18	Suncor Energy Inc.	Direct Ownership	Sale under company plan	Common Shares	0.00	-509,000	-100.0%	0
Nov 27/18	Suncor Energy Inc.	Direct Ownership	Buy under company plan	Common Shares	USD 32.57	509,000	> 100%	509,000
Nov 26/18	Suncor Energy Inc.	Direct Ownership	Sale under company plan	Common Shares	0.00	-510,454	-100.0%	0
Nov 26/18	Suncor Energy Inc.	Direct Ownership	Buy under company plan	Common Shares	USD 32.57	510,454	> 100%	510,454
Nov 23/18	Suncor Energy Inc.	Direct Ownership	Sale under company plan	Common Shares	0.00	-506,000	-100.0%	0
Nov 23/18	Suncor Energy Inc.	Direct Ownership	Buy under company plan	Common Shares	USD 32.94	506,000	> 100%	506,000
Nov 22/18	Suncor Energy Inc.	Direct Ownership	Sale under company plan	Common Shares	0.00	-372,800	-100.0%	0
Nov 22/18	Suncor Energy Inc.	Direct Ownership	Buy under company plan	Common Shares	44.77	372,800	> 100%	372,800
Nov 21/18	Suncor Energy Inc.	Direct Ownership	Sale under company plan	Common Shares	0.00	-376,352	-100.0%	0
Nov 21/18	Suncor Energy Inc.	Direct Ownership	Buy under company plan	Common Shares	USD 33.43	376,352	> 100%	376,352
Nov 20/18	Suncor Energy Inc.	Direct Ownership	Sale under company plan	Common Shares	0.00	-518,000	-100.0%	0
Nov 20/18	Suncor Energy Inc.	Direct Ownership	Buy under company plan	Common Shares	USD 32.11	518,000	> 100%	518,000
Nov 19/18	Suncor Energy Inc.	Direct Ownership	Sale under company plan	Common Shares	0.00	-387,000	-100.0%	0
Nov 19/18	Suncor Energy Inc.	Direct Ownership	Buy under company plan	Common Shares	USD 32.68	387,000	> 100%	387,000
Nov 16/18	Suncor Energy Inc.	Direct Ownership	Sale under company plan	Common Shares	0.00	-378,000	-100.0%	0
Nov 16/18	Suncor Energy Inc.	Direct Ownership	Buy under company plan	Common Shares	USD 33.36	378,000	> 100%	378,000


Transaction Date	Insider Name	Ownership Type	Nature of Transaction	Security	Price (\$)	Shares/ Units	Account Change*	Account Balance
Nov 15/18	Suncor Energy Inc.	Direct Ownership	Sale under company plan	Common Shares	0.00	-376,000	-100.0%	0
Nov 15/18	Suncor Energy Inc.	Direct Ownership	Buy under company plan	Common Shares	USD 33.49	376,000	> 100%	376,000
Nov 14/18	Suncor Energy Inc.	Direct Ownership	Sale under company plan	Common Shares	0.00	-378,971	-100.0%	0
Nov 14/18	Suncor Energy Inc.	Direct Ownership	Buy under company plan	Common Shares	USD 33.31	378,971	> 100%	378,971
Nov 13/18	Suncor Energy Inc.	Direct Ownership	Sale under company plan	Common Shares	0.00	-381,500	-100.0%	0
Nov 13/18	Suncor Energy Inc.	Direct Ownership	Buy under company plan	Common Shares	USD 32.97	381,500	> 100%	381,500
Nov 12/18	Suncor Energy Inc.	Direct Ownership	Sale under company plan	Common Shares	0.00	-374,000	-100.0%	0
Nov 12/18	Suncor Energy Inc.	Direct Ownership	Buy under company plan	Common Shares	USD 33.66	374,000	> 100%	374,000
Nov 9/18	Suncor Energy Inc.	Direct Ownership	Sale under company plan	Common Shares	0.00	-378,000	-100.0%	0
Nov 9/18	Suncor Energy Inc.	Direct Ownership	Buy under company plan	Common Shares	USD 33.64	378,000	> 100%	378,000
Nov 8/18	Suncor Energy Inc.	Direct Ownership	Sale under company plan	Common Shares	0.00	-367,000	-100.0%	0
Nov 8/18	Suncor Energy Inc.	Direct Ownership	Buy under company plan	Common Shares	USD 34.61	367,000	> 100%	367,000
Nov 7/18	Suncor Energy Inc.	Direct Ownership	Sale under company plan	Common Shares	0.00	-362,200	-100.0%	0
Nov 7/18	Suncor Energy Inc.	Direct Ownership	Buy under company plan	Common Shares	USD 35.09	362,200	> 100%	362,200
Nov 6/18	Suncor Energy Inc.	Direct Ownership	Sale under company plan	Common Shares	0.00	-371,500	-100.0%	0
Nov 6/18	Suncor Energy Inc.	Direct Ownership	Buy under company plan	Common Shares	USD 34.23	371,500	> 100%	371,500
Nov 5/18	Suncor Energy Inc.	Direct Ownership	Sale under company plan	Common Shares	0.00	-373,000	-100.0%	0
Nov 5/18	Suncor Energy Inc.	Direct Ownership	Buy under company plan	Common Shares	USD 34.04	373,000	> 100%	373,000
Nov 2/18	Suncor Energy Inc.	Direct Ownership	Sale under company plan	Common Shares	0.00	-376,800	-100.0%	0
Nov 2/18	Suncor Energy Inc.	Direct Ownership	Buy under company plan	Common Shares	USD 33.78	376,800	> 100%	376,800
Nov 1/18	Suncor Energy Inc.	Direct Ownership	Sale under company plan	Common Shares	0.00	-377,000	-100.0%	0
Nov 1/18	Suncor Energy Inc.	Direct Ownership	Buy under company plan	Common Shares	USD 33.70	377,000	> 100%	377,000
Oct 31/18	Suncor Energy Inc.	Direct Ownership	Sale under company plan	Common Shares	0.00	-378,226	-100.0%	0
Oct 31/18	Suncor Energy Inc.	Direct Ownership	Buy under company plan	Common Shares	USD 33.57	378,226	> 100%	378,226
Oct 30/18	Suncor Energy Inc.	Direct Ownership	Sale under company plan	Common Shares	0.00	-383,000	-100.0%	0
Oct 30/18	Suncor Energy Inc.	Direct Ownership	Buy under company plan	Common Shares	USD 33.11	383,000	> 100%	383,000
Oct 29/18	Suncor Energy Inc.	Direct Ownership	Sale under company plan	Common Shares	0.00	-378,000	-100.0%	0
Oct 29/18	Suncor Energy Inc.	Direct Ownership	Buy under company plan	Common Shares	USD 33.57	378,000	> 100%	378,000
Oct 26/18	Suncor Energy Inc.	Direct Ownership	Sale under company plan	Common Shares	0.00	-379,002	-100.0%	0
Oct 26/18	Suncor Energy Inc.	Direct Ownership	Buy under company plan	Common Shares	USD 33.75	379,002	> 100%	379,002
Oct 25/18	Suncor Energy Inc.	Direct Ownership	Sale under company plan	Common Shares	0.00	-381,000	-100.0%	0
Oct 25/18	Suncor Energy Inc.	Direct Ownership	Buy under company plan	Common Shares	USD 33.70	381,000	> 100%	381,000

Transaction Date	Insider Name	Ownership Type	Nature of Transaction	Security	Price (\$)	Shares/ Units	Account Change*	Account Balance
Oct 24/18	Suncor Energy Inc.	Direct Ownership	Sale under company plan	Common Shares	0.00	-372,000	-100.0%	0
Oct 24/18	Suncor Energy Inc.	Direct Ownership	Buy under company plan	Common Shares	USD 34.11	372,000	> 100%	372,000
Oct 23/18	Suncor Energy Inc.	Direct Ownership	Sale under company plan	Common Shares	0.00	-369,000	-100.0%	0
Oct 23/18	Suncor Energy Inc.	Direct Ownership	Buy under company plan	Common Shares	USD 34.44	369,000	> 100%	369,000
Oct 22/18	Suncor Energy Inc.	Direct Ownership	Sale under company plan	Common Shares	0.00	-357,500	-100.0%	0
Oct 22/18	Suncor Energy Inc.	Direct Ownership	Buy under company plan	Common Shares	USD 35.55	357,500	> 100%	357,500
Oct 19/18	Suncor Energy Inc.	Direct Ownership	Sale under company plan	Common Shares	0.00	-357,000	-100.0%	0
Oct 19/18	Suncor Energy Inc.	Direct Ownership	Buy under company plan	Common Shares	USD 35.73	357,000	> 100%	357,000
Oct 19/18	Williams, Steven Walter	Direct Ownership	Nature of ownership change	Common Shares	0.00	12,050	3.0%	411,102
Oct 19/18	Williams, Steven Walter	Indirect Ownership	Nature of ownership change	Common Shares	0.00	-12,050	-76.9%	3,617
Oct 19/18	Williams, Steven Walter	Indirect Ownership	Buy under company plan	Common Shares	48.90	4,053	34.9%	15,667
Oct 18/18	Suncor Energy Inc.	Direct Ownership	Sale under company plan	Common Shares	0.00	-360,000	-100.0%	0
Oct 18/18	Suncor Energy Inc.	Direct Ownership	Buy under company plan	Common Shares	USD 35.61	360,000	> 100%	360,000
Oct 17/18	Suncor Energy Inc.	Direct Ownership	Sale under company plan	Common Shares	0.00	-355,000	-100.0%	0
Oct 17/18	Suncor Energy Inc.	Direct Ownership	Buy under company plan	Common Shares	USD 36.26	355,000	> 100%	355,000
Oct 16/18	Suncor Energy Inc.	Direct Ownership	Sale under company plan	Common Shares	0.00	-349,000	-100.0%	0
Oct 16/18	Suncor Energy Inc.	Direct Ownership	Buy under company plan	Common Shares	USD 36.83	349,000	> 100%	349,000
Oct 15/18	Suncor Energy Inc.	Direct Ownership	Sale under company plan	Common Shares	0.00	-346,000	-100.0%	0
Oct 15/18	Suncor Energy Inc.	Direct Ownership	Buy under company plan	Common Shares	USD 36.98	346,000	> 100%	346,000
Oct 12/18	Suncor Energy Inc.	Direct Ownership	Sale under company plan	Common Shares	0.00	-351,000	-100.0%	0
Oct 12/18	Suncor Energy Inc.	Direct Ownership	Buy under company plan	Common Shares	USD 36.37	351,000	> 100%	351,000
Oct 11/18	Suncor Energy Inc.	Direct Ownership	Sale under company plan	Common Shares	0.00	-351,000	-100.0%	0
Oct 11/18	Suncor Energy Inc.	Direct Ownership	Buy under company plan	Common Shares	USD 36.39	351,000	> 100%	351,000
Oct 10/18	Suncor Energy Inc.	Direct Ownership	Sale under company plan	Common Shares	0.00	-338,000	-100.0%	0
Oct 10/18	Suncor Energy Inc.	Direct Ownership	Buy under company plan	Common Shares	USD 37.99	338,000	> 100%	338,000
Oct 9/18	Suncor Energy Inc.	Direct Ownership	Sale under company plan	Common Shares	0.00	-328,000	-100.0%	0
Oct 9/18	Suncor Energy Inc.	Direct Ownership	Buy under company plan	Common Shares	USD 39.20	328,000	> 100%	328,000
Oct 8/18	Suncor Energy Inc.	Direct Ownership	Sale under company plan	Common Shares	0.00	-329,000	-100.0%	0
Oct 8/18	Suncor Energy Inc.	Direct Ownership	Buy under company plan	Common Shares	USD 39.13	329,000	> 100%	329,000
Oct 5/18	Suncor Energy Inc.	Direct Ownership	Sale under company plan	Common Shares	0.00	-327,000	-100.0%	0
Oct 5/18	Suncor Energy Inc.	Direct Ownership	Buy under company plan	Common Shares	USD 39.47	327,000	> 100%	327,000
Oct 4/18	Suncor Energy Inc.	Direct Ownership	Sale under company plan	Common Shares	0.00	-327,000	-100.0%	0

Transaction Date	Insider Name	Ownership Type	Nature of Transaction	Security	Price (\$)	Shares/Units	Account Change*	Account Balance
Oct 4/18	█ Suncor Energy Inc.	Direct Ownership	Buy under company plan	Common Shares	USD 39.75	327,000	> 100%	327,000
Oct 3/18	▮ Suncor Energy Inc.	Direct Ownership	Sale under company plan	Common Shares	0.00	-328,000	-100.0%	0
Oct 3/18	█ Suncor Energy Inc.	Direct Ownership	Buy under company plan	Common Shares	USD 39.66	328,000	> 100%	328,000
Oct 2/18	▮ Suncor Energy Inc.	Direct Ownership	Sale under company plan	Common Shares	0.00	-330,000	-100.0%	0
Oct 2/18	█ Suncor Energy Inc.	Direct Ownership	Buy under company plan	Common Shares	USD 39.37	330,000	> 100%	330,000
Oct 1/18	▮ Suncor Energy Inc.	Direct Ownership	Sale under company plan	Common Shares	0.00	-326,000	-100.0%	0
Oct 1/18	█ Suncor Energy Inc.	Direct Ownership	Buy under company plan	Common Shares	USD 39.54	326,000	> 100%	326,000
Sep 30/18	█ Bedient, Patricia Margaret	Direct Ownership	Buy under company plan	Deferred Share Units	50.72 - 50.94	1,952	7.6%	27,695
Sep 30/18	█ Benson, Mel Edward	Direct Ownership	Buy under company plan	Deferred Share Units	50.72 - 50.94	1,955	1.9%	102,987
Sep 30/18	█ Cote, Jacynthe	Direct Ownership	Buy under company plan	Deferred Share Units	50.72 - 50.94	1,934	5.5%	37,222
Sep 30/18	█ D'Alessandro, Dominic	Direct Ownership	Buy under company plan	Deferred Share Units	50.72 - 50.94	2,321	2.7%	88,719
Sep 30/18	█ Gass, John Donald	Direct Ownership	Buy under company plan	Deferred Share Units	50.72 - 50.94	1,744	4.4%	41,098
Sep 30/18	█ Houston, Dennis Michael	Direct Ownership	Buy under company plan	Deferred Share Units	50.72 - 50.94	1,511	19.1%	9,436
Sep 30/18	█ MacDonald, Brian Patrick	Direct Ownership	Buy under company plan	Deferred Share Units	50.94	1,683	34.0%	6,633
Sep 30/18	█ MacDonald, Brian Patrick	Direct Ownership	Rights granted	Deferred Share Units	50.94	4,950	> 100%	4,950
Sep 30/18	█ McCaw, Maureen	Direct Ownership	Buy under company plan	Deferred Share Units	50.72 - 50.94	1,958	2.8%	72,033
Sep 30/18	█ Thomas, Eira Margaret	Direct Ownership	Buy under company plan	Deferred Share Units	50.72 - 50.94	1,874	2.1%	91,606
Sep 30/18	█ Wilson, Michael M.	Direct Ownership	Buy under company plan	Deferred Share Units	50.72 - 50.94	3,175	6.3%	53,384
Sep 28/18	▮ Suncor Energy Inc.	Direct Ownership	Sale under company plan	Common Shares	0.00	-327,400	-100.0%	0
Sep 28/18	█ Suncor Energy Inc.	Direct Ownership	Buy under company plan	Common Shares	USD 38.95	327,400	> 100%	327,400
Sep 27/18	█ McCaw, Maureen	Direct Ownership	Buy under company plan	PC Deferred Shares Units (Directors only)	50.92	120	0.7%	17,184
Sep 27/18	█ McCaw, Maureen	Indirect Ownership	Buy under company plan	Common Shares	51.33	39	0.7%	5,555
Sep 27/18	▮ Suncor Energy Inc.	Direct Ownership	Sale under company plan	Common Shares	0.00	-326,500	-100.0%	0
Sep 27/18	█ Suncor Energy Inc.	Direct Ownership	Buy under company plan	Common Shares	USD 39.34	326,500	> 100%	326,500
Sep 26/18	▮ Suncor Energy Inc.	Direct Ownership	Sale under company plan	Common Shares	0.00	-329,000	-100.0%	0
Sep 26/18	█ Suncor Energy Inc.	Direct Ownership	Buy under company plan	Common Shares	USD 39.15	329,000	> 100%	329,000
Sep 25/18	▮ Suncor Energy Inc.	Direct Ownership	Sale under company plan	Common Shares	0.00	-327,000	-100.0%	0
Sep 25/18	█ Suncor Energy Inc.	Direct Ownership	Buy under company plan	Common Shares	USD 39.37	327,000	> 100%	327,000
Sep 24/18	▮ Suncor Energy Inc.	Direct Ownership	Sale under company plan	Common Shares	0.00	-326,800	-100.0%	0
Sep 24/18	█ Suncor Energy Inc.	Direct Ownership	Buy under company plan	Common Shares	USD 39.50	326,800	> 100%	326,800
Sep 21/18	▮ Suncor Energy Inc.	Direct Ownership	Sale under company plan	Common Shares	0.00	-328,000	-100.0%	0
Sep 21/18	█ Suncor Energy Inc.	Direct Ownership	Buy under company plan	Common Shares	USD 39.22	328,000	> 100%	328,000

Transaction Date	Insider Name	Ownership Type	Nature of Transaction	Security	Price (\$)	Shares/ Units	Account Change*	Account Balance
Sep 20/18	█ Suncor Energy Inc.	Direct Ownership	Sale under company plan	Common Shares	0.00	-332,000	-100.0%	0
Sep 20/18	█ Suncor Energy Inc.	Direct Ownership	Buy under company plan	Common Shares	USD 38.84	332,000	> 100%	332,000
Sep 19/18	█ Suncor Energy Inc.	Direct Ownership	Sale under company plan	Common Shares	0.00	-326,500	-100.0%	0
Sep 19/18	█ Suncor Energy Inc.	Direct Ownership	Buy under company plan	Common Shares	USD 39.33	326,500	> 100%	326,500
Sep 18/18	█ Suncor Energy Inc.	Direct Ownership	Sale under company plan	Common Shares	0.00	-328,000	-100.0%	0
Sep 18/18	█ Suncor Energy Inc.	Direct Ownership	Buy under company plan	Common Shares	USD 39.04	328,000	> 100%	328,000
Sep 17/18	█ Suncor Energy Inc.	Direct Ownership	Sale under company plan	Common Shares	0.00	-333,000	-100.0%	0
Sep 17/18	█ Suncor Energy Inc.	Direct Ownership	Buy under company plan	Common Shares	USD 38.36	333,000	> 100%	333,000
Sep 14/18	█ Suncor Energy Inc.	Direct Ownership	Sale under company plan	Common Shares	0.00	-334,100	-100.0%	0
Sep 14/18	█ Suncor Energy Inc.	Direct Ownership	Buy under company plan	Common Shares	USD 38.39	334,100	> 100%	334,100
Sep 13/18	█ Suncor Energy Inc.	Direct Ownership	Sale under company plan	Common Shares	0.00	-333,000	-100.0%	0
Sep 13/18	█ Suncor Energy Inc.	Direct Ownership	Buy under company plan	Common Shares	USD 38.52	333,000	> 100%	333,000
Sep 12/18	█ Suncor Energy Inc.	Direct Ownership	Sale under company plan	Common Shares	0.00	-328,000	-100.0%	0
Sep 12/18	█ Suncor Energy Inc.	Direct Ownership	Buy under company plan	Common Shares	USD 38.76	328,000	> 100%	328,000
Sep 11/18	█ Suncor Energy Inc.	Direct Ownership	Sale under company plan	Common Shares	0.00	-330,000	-100.0%	0
Sep 11/18	█ Suncor Energy Inc.	Direct Ownership	Buy under company plan	Common Shares	USD 38.35	330,000	> 100%	330,000
Sep 10/18	█ Suncor Energy Inc.	Direct Ownership	Sale under company plan	Common Shares	0.00	-325,000	-100.0%	0
Sep 10/18	█ Suncor Energy Inc.	Direct Ownership	Buy under company plan	Common Shares	USD 38.88	325,000	> 100%	325,000
Sep 7/18	█ Suncor Energy Inc.	Direct Ownership	Sale under company plan	Common Shares	0.00	-325,000	-100.0%	0
Sep 7/18	█ Suncor Energy Inc.	Direct Ownership	Buy under company plan	Common Shares	USD 38.80	325,000	> 100%	325,000
Sep 6/18	█ Suncor Energy Inc.	Direct Ownership	Sale under company plan	Common Shares	0.00	-316,483	-100.0%	0
Sep 6/18	█ Suncor Energy Inc.	Direct Ownership	Buy under company plan	Common Shares	USD 39.45	316,483	> 100%	316,483
Sep 5/18	█ Suncor Energy Inc.	Direct Ownership	Sale under company plan	Common Shares	0.00	-318,000	-100.0%	0
Sep 5/18	█ Suncor Energy Inc.	Direct Ownership	Buy under company plan	Common Shares	USD 39.74	318,000	> 100%	318,000
Sep 4/18	█ Suncor Energy Inc.	Direct Ownership	Sale under company plan	Common Shares	0.00	-225,000	-100.0%	0
Sep 4/18	█ Suncor Energy Inc.	Direct Ownership	Buy under company plan	Common Shares	USD 40.43	225,000	> 100%	225,000
Aug 31/18	█ Suncor Energy Inc.	Direct Ownership	Sale under company plan	Common Shares	0.00	-221,000	-100.0%	0
Aug 31/18	█ Suncor Energy Inc.	Direct Ownership	Buy under company plan	Common Shares	USD 41.28	221,000	> 100%	221,000
Aug 30/18	█ Suncor Energy Inc.	Direct Ownership	Sale under company plan	Common Shares	0.00	-220,000	-100.0%	0
Aug 30/18	█ Suncor Energy Inc.	Direct Ownership	Buy under company plan	Common Shares	USD 41.63	220,000	> 100%	220,000
Aug 29/18	◇ Odegaard, Janice	Direct Ownership	Public market sale	Common Shares	54.00	-60,000	-82.8%	12,470
Aug 29/18	◆ Odegaard, Janice	Direct Ownership	Option exercise	Common Shares	32.46	60,000	> 100%	72,470

Transaction Date	Insider Name	Ownership Type	Nature of Transaction	Security	Price (\$)	Shares/ Units	Account Change*	Account Balance
Aug 29/18	◊ Odegaard, Janice	Direct Ownership	Option exercise	Options - Suncor Energy Option Plan (Post...	32.46	-60,000	-8.6%	638,000
Aug 29/18	▮ Suncor Energy Inc.	Direct Ownership	Sale under company plan	Common Shares	0.00	-219,500	-100.0%	0
Aug 29/18	▮ Suncor Energy Inc.	Direct Ownership	Buy under company plan	Common Shares	USD 41.87	219,500	> 100%	219,500
Aug 28/18	▮ Suncor Energy Inc.	Direct Ownership	Sale under company plan	Common Shares	0.00	-219,000	-100.0%	0
Aug 28/18	▮ Suncor Energy Inc.	Direct Ownership	Buy under company plan	Common Shares	USD 41.80	219,000	> 100%	219,000
Aug 27/18	▮ Suncor Energy Inc.	Direct Ownership	Sale under company plan	Common Shares	0.00	-218,000	-100.0%	0
Aug 27/18	▮ Suncor Energy Inc.	Direct Ownership	Buy under company plan	Common Shares	USD 41.75	218,000	> 100%	218,000
Aug 24/18	▮ Suncor Energy Inc.	Direct Ownership	Sale under company plan	Common Shares	0.00	-219,500	-100.0%	0
Aug 24/18	▮ Suncor Energy Inc.	Direct Ownership	Buy under company plan	Common Shares	USD 41.36	219,500	> 100%	219,500
Aug 23/18	▮ Suncor Energy Inc.	Direct Ownership	Sale under company plan	Common Shares	0.00	-222,500	-100.0%	0
Aug 23/18	▮ Suncor Energy Inc.	Direct Ownership	Buy under company plan	Common Shares	USD 40.91	222,500	> 100%	222,500
Aug 22/18	▮ Suncor Energy Inc.	Direct Ownership	Sale under company plan	Common Shares	0.00	-221,000	-100.0%	0
Aug 22/18	▮ Suncor Energy Inc.	Direct Ownership	Buy under company plan	Common Shares	USD 41.15	221,000	> 100%	221,000
Aug 21/18	▮ Suncor Energy Inc.	Direct Ownership	Sale under company plan	Common Shares	0.00	-222,000	-100.0%	0
Aug 21/18	▮ Suncor Energy Inc.	Direct Ownership	Buy under company plan	Common Shares	USD 40.73	222,000	> 100%	222,000
Aug 20/18	▮ Suncor Energy Inc.	Direct Ownership	Sale under company plan	Common Shares	0.00	-223,500	-100.0%	0
Aug 20/18	▮ Suncor Energy Inc.	Direct Ownership	Buy under company plan	Common Shares	USD 40.56	223,500	> 100%	223,500
Aug 17/18	▮ Suncor Energy Inc.	Direct Ownership	Sale under company plan	Common Shares	0.00	-316,000	-100.0%	0
Aug 17/18	▮ Suncor Energy Inc.	Direct Ownership	Buy under company plan	Common Shares	USD 40.16	316,000	> 100%	316,000
Aug 16/18	▮ Suncor Energy Inc.	Direct Ownership	Sale under company plan	Common Shares	0.00	-318,000	-100.0%	0
Aug 16/18	▮ Suncor Energy Inc.	Direct Ownership	Buy under company plan	Common Shares	USD 39.80	318,000	> 100%	318,000
Aug 15/18	▮ Suncor Energy Inc.	Direct Ownership	Sale under company plan	Common Shares	0.00	-321,000	-100.0%	0
Aug 15/18	▮ Suncor Energy Inc.	Direct Ownership	Buy under company plan	Common Shares	USD 39.67	321,000	> 100%	321,000
Aug 14/18	▮ Suncor Energy Inc.	Direct Ownership	Sale under company plan	Common Shares	0.00	-220,000	-100.0%	0
Aug 14/18	▮ Suncor Energy Inc.	Direct Ownership	Buy under company plan	Common Shares	USD 41.03	220,000	> 100%	220,000
Aug 13/18	▮ Suncor Energy Inc.	Direct Ownership	Sale under company plan	Common Shares	0.00	-222,000	-100.0%	0
Aug 13/18	▮ Suncor Energy Inc.	Direct Ownership	Buy under company plan	Common Shares	USD 40.71	222,000	> 100%	222,000
Aug 10/18	▮ Suncor Energy Inc.	Direct Ownership	Sale under company plan	Common Shares	0.00	-223,000	-100.0%	0
Aug 10/18	▮ Suncor Energy Inc.	Direct Ownership	Buy under company plan	Common Shares	USD 40.70	223,000	> 100%	223,000
Aug 9/18	▮ Suncor Energy Inc.	Direct Ownership	Sale under company plan	Common Shares	0.00	-220,000	-100.0%	0
Aug 9/18	▮ Suncor Energy Inc.	Direct Ownership	Buy under company plan	Common Shares	USD 41.21	220,000	> 100%	220,000

Transaction Date	Insider Name	Ownership Type	Nature of Transaction	Security	Price (\$)	Shares/ Units	Account Change*	Account Balance
Aug 8/18	 Suncor Energy Inc.	Direct Ownership	Sale under company plan	Common Shares	0.00	-222,500	-100.0%	0
Aug 8/18	 Suncor Energy Inc.	Direct Ownership	Buy under company plan	Common Shares	USD 40.94	222,500	> 100%	222,500
Aug 7/18	 Suncor Energy Inc.	Direct Ownership	Sale under company plan	Common Shares	0.00	-220,000	-100.0%	0
Aug 7/18	 Suncor Energy Inc.	Direct Ownership	Buy under company plan	Common Shares	USD 41.42	220,000	> 100%	220,000
Aug 6/18	 Suncor Energy Inc.	Direct Ownership	Sale under company plan	Common Shares	0.00	-219,955	-100.0%	0
Aug 6/18	 Suncor Energy Inc.	Direct Ownership	Buy under company plan	Common Shares	USD 41.69	219,955	> 100%	219,955
Aug 3/18	 Suncor Energy Inc.	Direct Ownership	Sale under company plan	Common Shares	0.00	-221,800	-100.0%	0
Aug 3/18	 Suncor Energy Inc.	Direct Ownership	Buy under company plan	Common Shares	USD 41.26	221,800	> 100%	221,800
Aug 2/18	 Suncor Energy Inc.	Direct Ownership	Sale under company plan	Common Shares	0.00	-221,000	-100.0%	0
Aug 2/18	 Suncor Energy Inc.	Direct Ownership	Buy under company plan	Common Shares	USD 41.17	221,000	> 100%	221,000
Aug 1/18	 Suncor Energy Inc.	Direct Ownership	Sale under company plan	Common Shares	0.00	-218,285	-100.0%	0
Aug 1/18	 Suncor Energy Inc.	Direct Ownership	Buy under company plan	Common Shares	USD 41.67	218,285	> 100%	218,285
Jul 31/18	 Suncor Energy Inc.	Direct Ownership	 Sale under company plan	Common Shares	0.00	-248,000	-100.0%	0
Jul 31/18	 Suncor Energy Inc.	Direct Ownership	Buy under company plan	Common Shares	USD 42.06	248,000	> 100%	248,000
Jul 30/18	 Suncor Energy Inc.	Direct Ownership	Sale under company plan	Common Shares	0.00	-164,500	-100.0%	0
Jul 30/18	 Suncor Energy Inc.	Direct Ownership	Buy under company plan	Common Shares	USD 42.24	164,500	> 100%	164,500
Jul 29/18	 Benson, Mel Edward	Direct Ownership	Option expiration	Options-Key Contributor/Executive Stock Op...	0.00	-4,000	-100.0%	0
Jul 29/18	 Thomas, Eira Margaret	Direct Ownership	Option expiration	Options Key Contributor/Executive Stock Op...	0.00	-4,000	-100.0%	0
Jul 27/18	 Suncor Energy Inc.	Direct Ownership	Sale under company plan	Common Shares	0.00	-247,500	-100.0%	0
Jul 27/18	 Suncor Energy Inc.	Direct Ownership	Buy under company plan	Common Shares	USD 41.85	247,500	> 100%	247,500
Jul 26/18	 Suncor Energy Inc.	Direct Ownership	Sale under company plan	Common Shares	0.00	-250,800	-100.0%	0
Jul 26/18	 Suncor Energy Inc.	Direct Ownership	Buy under company plan	Common Shares	USD 41.29	250,800	> 100%	250,800
Jul 25/18	 Suncor Energy Inc.	Direct Ownership	Sale under company plan	Common Shares	0.00	-254,000	-100.0%	0
Jul 25/18	 Suncor Energy Inc.	Direct Ownership	Buy under company plan	Common Shares	USD 40.52	254,000	> 100%	254,000
Jul 24/18	 Suncor Energy Inc.	Direct Ownership	Sale under company plan	Common Shares	0.00	-250,500	-100.0%	0
Jul 24/18	 Suncor Energy Inc.	Direct Ownership	Buy under company plan	Common Shares	USD 41.18	250,500	> 100%	250,500
Jul 23/18	 MacDonald, Brian Patrick	Direct Ownership	Opening report	Deferred Share Units	0.00	0	n/a	0
Jul 23/18	 MacDonald, Brian Patrick	Direct Ownership	Opening report	Common Shares	0.00	5,000	n/a	5,000
Jul 23/18	 Suncor Energy Inc.	Direct Ownership	Sale under company plan	Common Shares	0.00	-251,800	-100.0%	0
Jul 23/18	 Suncor Energy Inc.	Direct Ownership	Buy under company plan	Common Shares	USD 40.99	251,800	> 100%	251,800
Jul 20/18	 Suncor Energy Inc.	Direct Ownership	Sale under company plan	Common Shares	0.00	-249,000	-100.0%	0

Transaction Date	Insider Name	Ownership Type	Nature of Transaction	Security	Price (\$)	Shares/ Units	Account Change*	Account Balance
Jul 20/18	Suncor Energy Inc.	Direct Ownership	Buy under company plan	Common Shares	USD 41.11	249,000	> 100%	249,000
Jul 19/18	Suncor Energy Inc.	Direct Ownership	Sale under company plan	Common Shares	0.00	-251,500	-100.0%	0
Jul 19/18	Suncor Energy Inc.	Direct Ownership	Buy under company plan	Common Shares	USD 40.83	251,500	> 100%	251,500
Jul 18/18	Suncor Energy Inc.	Direct Ownership	Sale under company plan	Common Shares	0.00	-252,500	-100.0%	0
Jul 18/18	Suncor Energy Inc.	Direct Ownership	Buy under company plan	Common Shares	USD 40.69	252,500	> 100%	252,500
Jul 17/18	Suncor Energy Inc.	Direct Ownership	Sale under company plan	Common Shares	0.00	-252,000	-100.0%	0
Jul 17/18	Suncor Energy Inc.	Direct Ownership	Buy under company plan	Common Shares	USD 40.99	252,000	> 100%	252,000
Jul 16/18	Suncor Energy Inc.	Direct Ownership	Sale under company plan	Common Shares	0.00	-250,000	-100.0%	0
Jul 16/18	Suncor Energy Inc.	Direct Ownership	Buy under company plan	Common Shares	USD 41.22	250,000	> 100%	250,000
Jul 13/18	Suncor Energy Inc.	Direct Ownership	Sale under company plan	Common Shares	0.00	-165,000	-100.0%	0
Jul 13/18	Suncor Energy Inc.	Direct Ownership	Buy under company plan	Common Shares	USD 41.74	165,000	> 100%	165,000
Jul 12/18	Suncor Energy Inc.	Direct Ownership	Sale under company plan	Common Shares	0.00	-250,200	-100.0%	0
Jul 12/18	Suncor Energy Inc.	Direct Ownership	Buy under company plan	Common Shares	USD 41.32	250,200	> 100%	250,200
Jul 11/18	Suncor Energy Inc.	Direct Ownership	Sale under company plan	Common Shares	0.00	-251,000	-100.0%	0
Jul 11/18	Suncor Energy Inc.	Direct Ownership	Buy under company plan	Common Shares	USD 41.16	251,000	> 100%	251,000
Jul 10/18	Suncor Energy Inc.	Direct Ownership	Sale under company plan	Common Shares	0.00	-248,000	-100.0%	0
Jul 10/18	Suncor Energy Inc.	Direct Ownership	Buy under company plan	Common Shares	USD 41.74	248,000	> 100%	248,000
Jul 9/18	Suncor Energy Inc.	Direct Ownership	Sale under company plan	Common Shares	0.00	-252,000	-100.0%	0
Jul 9/18	Suncor Energy Inc.	Direct Ownership	Buy under company plan	Common Shares	USD 41.05	252,000	> 100%	252,000
Jul 6/18	Suncor Energy Inc.	Direct Ownership	Sale under company plan	Common Shares	0.00	-252,000	-100.0%	0
Jul 6/18	Suncor Energy Inc.	Direct Ownership	Buy under company plan	Common Shares	USD 41.14	252,000	> 100%	252,000
Jul 5/18	Suncor Energy Inc.	Direct Ownership	Sale under company plan	Common Shares	0.00	-252,000	-100.0%	0
Jul 5/18	Suncor Energy Inc.	Direct Ownership	Buy under company plan	Common Shares	USD 41.01	252,000	> 100%	252,000
Jul 4/18	Suncor Energy Inc.	Direct Ownership	Sale under company plan	Common Shares	0.00	-252,000	-100.0%	0
Jul 4/18	Suncor Energy Inc.	Direct Ownership	Buy under company plan	Common Shares	53.95	252,000	> 100%	252,000
Jul 3/18	Suncor Energy Inc.	Direct Ownership	Sale under company plan	Common Shares	0.00	-253,000	-100.0%	0
Jul 3/18	Suncor Energy Inc.	Direct Ownership	Buy under company plan	Common Shares	USD 40.88	253,000	> 100%	253,000
Jul 2/18	Suncor Energy Inc.	Direct Ownership	Sale under company plan	Common Shares	0.00	-255,455	-100.0%	0
Jul 2/18	Suncor Energy Inc.	Direct Ownership	Buy under company plan	Common Shares	USD 40.32	255,455	> 100%	255,455
Jun 30/18	Bedient, Patricia Margaret	Direct Ownership	Buy under company plan	Deferred Share Units	52.96	1,750	7.3%	25,743
Jun 30/18	Benson, Mel Edward	Direct Ownership	Buy under company plan	Deferred Share Units	52.96	1,238	1.2%	101,032
Jun 30/18	Cote, Jacynthe	Direct Ownership	Buy under company plan	Deferred Share Units	52.96	1,668	5.0%	35,288

Transaction Date	Insider Name	Ownership Type	Nature of Transaction	Security	Price (\$)	Shares/ Units	Account Change*	Account Balance
Jun 30/18	■ D'Alessandro, Dominic	Direct Ownership	Buy under company plan	Deferred Share Units	52.96	1,663	2.0%	86,398
Jun 30/18	■ Gass, John Donald	Direct Ownership	Buy under company plan	Deferred Share Units	52.96	1,470	3.9%	39,354
Jun 30/18	■ Houston, Dennis Michael	Direct Ownership	Buy under company plan	Deferred Share Units	52.96	1,447	22.3%	7,925
Jun 30/18	■ McCaw, Maureen	Direct Ownership	Buy under company plan	Deferred Share Units	52.96	1,453	2.1%	70,075
Jun 30/18	■ Thomas, Eira Margaret	Direct Ownership	Buy under company plan	Deferred Share Units	52.96	1,238	1.4%	89,732
Jun 30/18	■ Wilson, Michael M.	Direct Ownership	Buy under company plan	Deferred Share Units	52.96	2,773	5.8%	50,209
Jun 29/18	▮ Suncor Energy Inc.	Direct Ownership	Sale under company plan	Common Shares	0.00	-264,000	-100.0%	0
Jun 29/18	▮ Suncor Energy Inc.	Direct Ownership	Buy under company plan	Common Shares	USD 40.74	264,000	> 100%	264,000
Jun 28/18	◆ Little, Mark Stephen	Direct Ownership	Public market buy	Common Shares	53.00	650	1.6%	40,702
Jun 28/18	◆ Little, Mark Stephen	Indirect Ownership	Public market buy	Common Shares	52.94	230	2.0%	11,902
Jun 28/18	■ McCaw, Maureen	Indirect Ownership	Buy under company plan	Common Shares	52.92	37	0.7%	5,516
Jun 28/18	▮ Suncor Energy Inc.	Direct Ownership	Sale under company plan	Common Shares	0.00	-268,900	-100.0%	0
Jun 28/18	▮ Suncor Energy Inc.	Direct Ownership	Buy under company plan	Common Shares	USD 39.95	268,900	> 100%	268,900
Jun 27/18	◇ Axford, Eric Charles	Indirect Ownership	Gifted	Common Shares	0.00	-1,930	-9.4%	18,546
Jun 27/18	■ McCaw, Maureen	Direct Ownership	Buy under company plan	PC Deferred Shares Units (Directors only)	52.71	116	0.7%	17,064
Jun 27/18	▮ Suncor Energy Inc.	Direct Ownership	Sale under company plan	Common Shares	0.00	-266,900	-100.0%	0
Jun 27/18	▮ Suncor Energy Inc.	Direct Ownership	Buy under company plan	Common Shares	USD 40.28	266,900	> 100%	266,900
Jun 26/18	▮ Suncor Energy Inc.	Direct Ownership	Sale under company plan	Common Shares	0.00	-270,275	-100.0%	0
Jun 26/18	▮ Suncor Energy Inc.	Direct Ownership	Buy under company plan	Common Shares	USD 39.72	270,275	> 100%	270,275
Jun 25/18	■ Bedient, Patricia Margaret	Direct Ownership	Buy under company plan	Deferred Share Units	52.69	163	0.7%	23,993
Jun 25/18	■ Benson, Mel Edward	Direct Ownership	Buy under company plan	Deferred Share Units	52.69	677	0.7%	99,794
Jun 25/18	■ Cote, Jacynthe	Direct Ownership	Buy under company plan	Deferred Share Units	52.69	228	0.7%	33,620
Jun 25/18	■ D'Alessandro, Dominic	Direct Ownership	Buy under company plan	Deferred Share Units	52.69	575	0.7%	84,735
Jun 25/18	■ Gass, John Donald	Direct Ownership	Buy under company plan	Deferred Share Units	52.69	257	0.7%	37,884
Jun 25/18	■ Houston, Dennis Michael	Direct Ownership	Buy under company plan	Deferred Share Units	52.69	44	0.7%	6,478
Jun 25/18	■ McCaw, Maureen	Direct Ownership	Buy under company plan	Deferred Share Units	52.69	465	0.7%	68,622
Jun 25/18	▮ Suncor Energy Inc.	Direct Ownership	Sale under company plan	Common Shares	0.00	-277,000	-100.0%	0
Jun 25/18	▮ Suncor Energy Inc.	Direct Ownership	Buy under company plan	Common Shares	USD 38.63	277,000	> 100%	277,000
Jun 25/18	■ Thomas, Eira Margaret	Direct Ownership	Buy under company plan	Deferred Share Units	52.69	601	0.7%	88,494
Jun 25/18	■ Wilson, Michael M.	Direct Ownership	Buy under company plan	Deferred Share Units	52.69	322	0.7%	47,436
Jun 22/18	◇ Axford, Eric Charles	Direct Ownership	Public market sale	Common Shares	53.77	-95,000	-100.0%	0
Jun 22/18	◆ Axford, Eric Charles	Direct Ownership	Option exercise	Common Shares	34.58	95,000	> 100%	95,000

Transaction Date	Insider Name	Ownership Type	Nature of Transaction	Security	Price (\$)	Shares/ Units	Account Change*	Account Balance
Jun 22/18	◆ Axford, Eric Charles	Direct Ownership	Option exercise	Options - Suncor Energy Option Plan (Post...	34.58	-95,000	-8.8%	990,000
Jun 22/18	▮ Suncor Energy Inc.	Direct Ownership	Sale under company plan	Common Shares	0.00	-266,000	-100.0%	0
Jun 22/18	▮ Suncor Energy Inc.	Direct Ownership	Buy under company plan	Common Shares	USD 40.30	266,000	> 100%	266,000
Jun 21/18	▮ Suncor Energy Inc.	Direct Ownership	Sale under company plan	Common Shares	0.00	-272,300	-100.0%	0
Jun 21/18	▮ Suncor Energy Inc.	Direct Ownership	Buy under company plan	Common Shares	USD 39.47	272,300	> 100%	272,300
Jun 20/18	◆ Little, Mark Stephen	Direct Ownership	Public market sale	Common Shares	53.00	-125,000	-75.7%	40,052
Jun 20/18	◆ Little, Mark Stephen	Direct Ownership	Option exercise	Common Shares	32.46	125,000	> 100%	165,052
Jun 20/18	◆ Little, Mark Stephen	Direct Ownership	Option exercise	Options - Suncor Energy Option Plan (Post...	32.46	-125,000	-8.5%	1,345,600
Jun 20/18	▮ Suncor Energy Inc.	Direct Ownership	Sale under company plan	Common Shares	0.00	-270,278	-100.0%	0
Jun 20/18	▮ Suncor Energy Inc.	Direct Ownership	Buy under company plan	Common Shares	USD 39.83	270,278	> 100%	270,278
Jun 19/18	▮ Suncor Energy Inc.	Direct Ownership	Sale under company plan	Common Shares	0.00	-273,500	-100.0%	0
Jun 19/18	▮ Suncor Energy Inc.	Direct Ownership	Buy under company plan	Common Shares	USD 39.48	273,500	> 100%	273,500
Jun 18/18	▮ Suncor Energy Inc.	Direct Ownership	Sale under company plan	Common Shares	0.00	-273,000	-100.0%	0
Jun 18/18	▮ Suncor Energy Inc.	Direct Ownership	Buy under company plan	Common Shares	USD 39.72	273,000	> 100%	273,000
Jun 15/18	▮ Suncor Energy Inc.	Direct Ownership	Sale under company plan	Common Shares	0.00	-277,800	-100.0%	0
Jun 15/18	▮ Suncor Energy Inc.	Direct Ownership	Buy under company plan	Common Shares	USD 39.35	277,800	> 100%	277,800
Jun 14/18	▮ Suncor Energy Inc.	Direct Ownership	Sale under company plan	Common Shares	0.00	-276,000	-100.0%	0
Jun 14/18	▮ Suncor Energy Inc.	Direct Ownership	Buy under company plan	Common Shares	USD 39.92	276,000	> 100%	276,000
Jun 13/18	▮ Suncor Energy Inc.	Direct Ownership	Sale under company plan	Common Shares	0.00	-273,200	-100.0%	0
Jun 13/18	▮ Suncor Energy Inc.	Direct Ownership	Buy under company plan	Common Shares	USD 40.27	273,200	> 100%	273,200
Jun 12/18	▮ Suncor Energy Inc.	Direct Ownership	Sale under company plan	Common Shares	0.00	-271,000	-100.0%	0
Jun 12/18	▮ Suncor Energy Inc.	Direct Ownership	Buy under company plan	Common Shares	USD 40.60	271,000	> 100%	271,000
Jun 11/18	▮ Suncor Energy Inc.	Direct Ownership	Sale under company plan	Common Shares	0.00	-266,783	-100.0%	0
Jun 11/18	▮ Suncor Energy Inc.	Direct Ownership	Buy under company plan	Common Shares	USD 41.13	266,783	> 100%	266,783
Jun 8/18	▮ Suncor Energy Inc.	Direct Ownership	Sale under company plan	Common Shares	0.00	-270,534	-100.0%	0
Jun 8/18	▮ Suncor Energy Inc.	Direct Ownership	Buy under company plan	Common Shares	USD 40.68	270,534	> 100%	270,534
Jun 7/18	▮ Suncor Energy Inc.	Direct Ownership	Sale under company plan	Common Shares	0.00	-275,200	-100.0%	0
Jun 7/18	▮ Suncor Energy Inc.	Direct Ownership	Buy under company plan	Common Shares	USD 40.25	275,200	> 100%	275,200
Jun 6/18	▮ Suncor Energy Inc.	Direct Ownership	Sale under company plan	Common Shares	0.00	-278,800	-100.0%	0
Jun 6/18	▮ Suncor Energy Inc.	Direct Ownership	Buy under company plan	Common Shares	USD 39.42	278,800	> 100%	278,800
Jun 5/18	▮ Suncor Energy Inc.	Direct Ownership	Sale under company plan	Common Shares	0.00	-283,200	-100.0%	0

Transaction Date	Insider Name	Ownership Type	Nature of Transaction	Security	Price (\$)	Shares/ Units	Account Change*	Account Balance
Jun 5/18	█ Suncor Energy Inc.	Direct Ownership	Buy under company plan	Common Shares	USD 39.04	283,200	> 100%	283,200
Jun 4/18	▢ Suncor Energy Inc.	Direct Ownership	Sale under company plan	Common Shares	0.00	-273,000	-100.0%	0
Jun 4/18	█ Suncor Energy Inc.	Direct Ownership	Buy under company plan	Common Shares	USD 40.33	273,000	> 100%	273,000
Jun 1/18	▢ Suncor Energy Inc.	Direct Ownership	Sale under company plan	Common Shares	0.00	-273,800	-100.0%	0
Jun 1/18	█ Suncor Energy Inc.	Direct Ownership	Buy under company plan	Common Shares	USD 40.20	273,800	> 100%	273,800
May 31/18	▢ Suncor Energy Inc.	Direct Ownership	Sale under company plan	Common Shares	0.00	-253,800	-100.0%	0
May 31/18	█ Suncor Energy Inc.	Direct Ownership	Buy under company plan	Common Shares	USD 39.87	253,800	> 100%	253,800
May 30/18	▢ Suncor Energy Inc.	Direct Ownership	Sale under company plan	Common Shares	0.00	-249,300	-100.0%	0
May 30/18	█ Suncor Energy Inc.	Direct Ownership	Buy under company plan	Common Shares	USD 40.00	249,300	> 100%	249,300
May 29/18	▢ Suncor Energy Inc.	Direct Ownership	Sale under company plan	Common Shares	0.00	-256,300	-100.0%	0
May 29/18	█ Suncor Energy Inc.	Direct Ownership	Buy under company plan	Common Shares	USD 38.95	256,300	> 100%	256,300
May 28/18	▢ Suncor Energy Inc.	Direct Ownership	Sale under company plan	Common Shares	0.00	-259,000	-100.0%	0
May 28/18	█ Suncor Energy Inc.	Direct Ownership	Buy under company plan	Common Shares	USD 38.68	259,000	> 100%	259,000
May 25/18	▢ Suncor Energy Inc.	Direct Ownership	Sale under company plan	Common Shares	0.00	-257,000	-100.0%	0
May 25/18	█ Suncor Energy Inc.	Direct Ownership	Buy under company plan	Common Shares	USD 39.17	257,000	> 100%	257,000
May 24/18	▢ Suncor Energy Inc.	Direct Ownership	Sale under company plan	Common Shares	0.00	-249,200	-100.0%	0
May 24/18	█ Suncor Energy Inc.	Direct Ownership	Buy under company plan	Common Shares	USD 40.47	249,200	> 100%	249,200
May 23/18	▢ Suncor Energy Inc.	Direct Ownership	Sale under company plan	Common Shares	0.00	-250,800	-100.0%	0
May 23/18	█ Suncor Energy Inc.	Direct Ownership	Buy under company plan	Common Shares	USD 40.53	250,800	> 100%	250,800
May 22/18	▢ Suncor Energy Inc.	Direct Ownership	Sale under company plan	Common Shares	0.00	-243,100	-100.0%	0
May 22/18	█ Suncor Energy Inc.	Direct Ownership	Buy under company plan	Common Shares	USD 41.47	243,100	> 100%	243,100
May 21/18	▢ Suncor Energy Inc.	Direct Ownership	Sale under company plan	Common Shares	0.00	-244,608	-100.0%	0
May 21/18	█ Suncor Energy Inc.	Direct Ownership	Buy under company plan	Common Shares	USD 41.20	244,608	> 100%	244,608
May 18/18	▢ Suncor Energy Inc.	Direct Ownership	Sale under company plan	Common Shares	0.00	-247,200	-100.0%	0
May 18/18	█ Suncor Energy Inc.	Direct Ownership	Buy under company plan	Common Shares	USD 41.02	247,200	> 100%	247,200
May 17/18	▢ Suncor Energy Inc.	Direct Ownership	Sale under company plan	Common Shares	0.00	-244,500	-100.0%	0
May 17/18	█ Suncor Energy Inc.	Direct Ownership	Buy under company plan	Common Shares	USD 41.44	244,500	> 100%	244,500
May 16/18	◇ MacSween, Michael Roderick	Direct Ownership	Public market sale	Common Shares	52.44	-40,000	-100.0%	0
May 16/18	◆ MacSween, Michael Roderick	Direct Ownership	Option exercise	Common Shares	30.21	40,000	> 100%	40,000
May 16/18	◇ MacSween, Michael Roderick	Direct Ownership	Option exercise	Options - Suncor Energy Option Plan (Post...	30.21	-40,000	-3.7%	1,045,000
May 16/18	▢ Suncor Energy Inc.	Direct Ownership	Sale under company plan	Common Shares	0.00	-246,800	-100.0%	0

Transaction Date	Insider Name	Ownership Type	Nature of Transaction	Security	Price (\$)	Shares/ Units	Account Change*	Account Balance
May 16/18	█ Suncor Energy Inc.	Direct Ownership	Buy under company plan	Common Shares	USD 40.92	246,800	> 100%	246,800
May 15/18	▮ Suncor Energy Inc.	Direct Ownership	Sale under company plan	Common Shares	0.00	-248,000	-100.0%	0
May 15/18	█ Suncor Energy Inc.	Direct Ownership	Buy under company plan	Common Shares	USD 40.75	248,000	> 100%	248,000
May 14/18	◇ Axford, Eric Charles	Direct Ownership	Public market sale	Common Shares	52.39	-7,500	-100.0%	0
May 14/18	◆ Axford, Eric Charles	Direct Ownership	Option exercise	Common Shares	24.50	7,500	> 100%	7,500
May 14/18	◇ Axford, Eric Charles	Direct Ownership	Option exercise	Options Key Contributor/Executive Stock Op...	24.50	-7,500	-100.0%	0
May 14/18	▮ Suncor Energy Inc.	Direct Ownership	Sale under company plan	Common Shares	0.00	-249,000	-100.0%	0
May 14/18	█ Suncor Energy Inc.	Direct Ownership	Buy under company plan	Common Shares	USD 40.83	249,000	> 100%	249,000
May 11/18	▮ Suncor Energy Inc.	Direct Ownership	Sale under company plan	Common Shares	0.00	-254,900	-100.0%	0
May 11/18	█ Suncor Energy Inc.	Direct Ownership	Buy under company plan	Common Shares	USD 39.87	254,900	> 100%	254,900
May 10/18	▮ Suncor Energy Inc.	Direct Ownership	Sale under company plan	Common Shares	0.00	-256,800	-100.0%	0
May 10/18	█ Suncor Energy Inc.	Direct Ownership	Buy under company plan	Common Shares	USD 39.38	256,800	> 100%	256,800
May 9/18	▮ Suncor Energy Inc.	Direct Ownership	Sale under company plan	Common Shares	0.00	-257,100	-100.0%	0
May 9/18	█ Suncor Energy Inc.	Direct Ownership	Buy under company plan	Common Shares	USD 38.98	257,100	> 100%	257,100
May 8/18	▮ Suncor Energy Inc.	Direct Ownership	Sale under company plan	Common Shares	0.00	-409,500	-100.0%	0
May 8/18	█ Suncor Energy Inc.	Direct Ownership	Buy under company plan	Common Shares	USD 37.99	409,500	> 100%	409,500
May 7/18	◇ Gardner, Paul Douglas	Direct Ownership	Public market sale	Common Shares	50.00 - 50.00	-72,800	-100.0%	0
May 7/18	◆ Gardner, Paul Douglas	Direct Ownership	Option exercise	Common Shares	32.46 - 49.36	72,800	< -100%	30,000
May 7/18	◇ Gardner, Paul Douglas	Direct Ownership	Option exercise	Options - Suncor Energy Option Plan (Post...	32.46 - 34.58	-70,000	-9.6%	658,000
May 7/18	◇ Gardner, Paul Douglas	Direct Ownership	Option exercise	Options Key Contributor/Executive Stock Op...	49.36	-2,800	-100.0%	0
May 7/18	◇ MacSween, Michael Roderick	Direct Ownership	Public market sale	Common Shares	49.96	-75,000	-100.0%	0
May 7/18	◆ MacSween, Michael Roderick	Direct Ownership	Option exercise	Common Shares	34.58	75,000	> 100%	75,000
May 7/18	◇ MacSween, Michael Roderick	Direct Ownership	Option exercise	Options - Suncor Energy Option Plan (Post...	34.58	-75,000	-6.5%	1,085,000
May 7/18	◇ Smith, Kristopher Peter	Direct Ownership	Public market sale	Common Shares	49.56 - 49.62	-57,500	-81.5%	13,082
May 7/18	◆ Smith, Kristopher Peter	Direct Ownership	Option exercise	Common Shares	24.50 - 32.46	57,500	> 100%	63,082
May 7/18	◇ Smith, Kristopher Peter	Direct Ownership	Option exercise	Options - Suncor Energy Option Plan (Post...	32.46	-50,000	-4.3%	1,100,000
May 7/18	◇ Smith, Kristopher Peter	Direct Ownership	Option exercise	Options Key Contributor/Executive Stock Op...	24.50	-7,500	-100.0%	0
May 7/18	▮ Suncor Energy Inc.	Direct Ownership	Sale under company plan	Common Shares	0.00	-401,000	-100.0%	0
May 7/18	█ Suncor Energy Inc.	Direct Ownership	Buy under company plan	Common Shares	USD 38.77	401,000	> 100%	401,000

Transaction Date	Insider Name	Ownership Type	Nature of Transaction	Security	Price (\$)	Shares/ Units	Account Change*	Account Balance
May 4/18	Little, Mark Stephen	Direct Ownership	Public market sale	Common Shares	48.79	-130,000	-76.4%	40,052
May 4/18	Little, Mark Stephen	Direct Ownership	Option exercise	Common Shares	34.58	130,000	> 100%	170,052
May 4/18	Little, Mark Stephen	Direct Ownership	Option exercise	Options - Suncor Energy Option Plan (Post...	34.58	-130,000	-8.1%	1,470,600
May 4/18	Odegaard, Janice	Direct Ownership	Public market sale	Common Shares	49.05 - 49.10	-67,500	-84.4%	12,470
May 4/18	Odegaard, Janice	Direct Ownership	Option exercise	Common Shares	24.50 - 34.58	67,500	> 100%	72,470
May 4/18	Odegaard, Janice	Direct Ownership	Option exercise	Options - Suncor Energy Option Plan (Post...	34.58	-60,000	-7.9%	698,000
May 4/18	Odegaard, Janice	Direct Ownership	Option exercise	Options Key Contributor/Executive Stock Op...	24.50	-7,500	-100.0%	0
May 4/18	Reynish, Stephen David Lile	Direct Ownership	Public market sale	Common Shares	49.27 - 49.49	-426,667	-99.4%	2,371
May 4/18	Reynish, Stephen David Lile	Direct Ownership	Option exercise	Common Shares	36.04 - 42.03	426,667	< -100%	74,038
May 4/18	Reynish, Stephen David Lile	Direct Ownership	Option exercise	Options - Suncor Energy Option Plan (Post...	36.04 - 42.03	-426,667	-46.0%	501,666
Apr 23/18	Little, Mark Stephen	Direct Ownership	Nature of ownership change	Common Shares	48.89	23,900	> 100%	40,052
Apr 23/18	Little, Mark Stephen	Indirect Ownership	Nature of ownership change	Common Shares	48.89	-23,900	-96.8%	780
Apr 23/18	Little, Mark Stephen	Indirect Ownership	Buy under company plan	Common Shares	44.43	1,069	4.5%	24,680
Apr 18/18	Suncor Energy Inc.	Direct Ownership	Buyback, redemption, or cancellation	Common Shares	0.00	-12,875	-100.0%	0
Apr 18/18	Suncor Energy Inc.	Direct Ownership	Buyback, redemption, or cancellation	Common Shares	USD 38.15	12,875	> 100%	12,875
Apr 17/18	Suncor Energy Inc.	Direct Ownership	Buyback, redemption, or cancellation	Common Shares	0.00	-37,781	-100.0%	0
Apr 17/18	Suncor Energy Inc.	Direct Ownership	Buyback, redemption, or cancellation	Common Shares	USD 37.86	37,781	> 100%	37,781
Apr 16/18	Suncor Energy Inc.	Direct Ownership	Buyback, redemption, or cancellation	Common Shares	0.00	-37,869	-100.0%	0
Apr 16/18	Suncor Energy Inc.	Direct Ownership	Buyback, redemption, or cancellation	Common Shares	USD 37.70	37,869	> 100%	37,869
Apr 13/18	Suncor Energy Inc.	Direct Ownership	Buyback, redemption, or cancellation	Common Shares	0.00	-37,829	-100.0%	0
Apr 13/18	Suncor Energy Inc.	Direct Ownership	Buyback, redemption, or cancellation	Common Shares	USD 37.81	37,829	> 100%	37,829
Apr 12/18	Suncor Energy Inc.	Direct Ownership	Buyback, redemption, or cancellation	Common Shares	0.00	-38,022	-100.0%	0
Apr 12/18	Suncor Energy Inc.	Direct Ownership	Buyback, redemption, or cancellation	Common Shares	USD 37.62	38,022	> 100%	38,022
Apr 11/18	Suncor Energy Inc.	Direct Ownership	Buyback, redemption, or cancellation	Common Shares	0.00	-38,049	-100.0%	0
Apr 11/18	Suncor Energy Inc.	Direct Ownership	Buyback, redemption, or cancellation	Common Shares	USD 37.51	38,049	> 100%	38,049
Apr 10/18	Suncor Energy Inc.	Direct Ownership	Buyback, redemption, or cancellation	Common Shares	0.00	-76,836	-100.0%	0
Apr 10/18	Suncor Energy Inc.	Direct Ownership	Buyback, redemption, or cancellation	Common Shares	USD 36.89	76,836	> 100%	76,836
Apr 9/18	Suncor Energy Inc.	Direct Ownership	Buyback, redemption, or cancellation	Common Shares	0.00	-77,496	-100.0%	0
Apr 9/18	Suncor Energy Inc.	Direct Ownership	Buyback, redemption, or cancellation	Common Shares	USD 36.39	77,496	> 100%	77,496
Apr 6/18	Suncor Energy Inc.	Direct Ownership	Buyback, redemption, or cancellation	Common Shares	0.00	-78,071	-100.0%	0

Transaction Date	Insider Name	Ownership Type	Nature of Transaction	Security	Price (\$)	Shares/Units	Account Change*	Account Balance
Apr 6/18	█ Suncor Energy Inc.	Direct Ownership	Buyback, redemption, or cancellation	Common Shares	USD 36.08	78,071	> 100%	78,071
Apr 5/18	▢ Suncor Energy Inc.	Direct Ownership	Buyback, redemption, or cancellation	Common Shares	0.00	-78,316	-100.0%	0
Apr 5/18	█ Suncor Energy Inc.	Direct Ownership	Buyback, redemption, or cancellation	Common Shares	USD 35.89	78,316	> 100%	78,316
Apr 4/18	▢ Suncor Energy Inc.	Direct Ownership	Buyback, redemption, or cancellation	Common Shares	0.00	-205,131	-100.0%	0
Apr 4/18	█ Suncor Energy Inc.	Direct Ownership	Buyback, redemption, or cancellation	Common Shares	USD 34.28	205,131	> 100%	205,131
Apr 3/18	▢ Suncor Energy Inc.	Direct Ownership	Buyback, redemption, or cancellation	Common Shares	0.00	-136,732	-100.0%	0
Apr 3/18	█ Suncor Energy Inc.	Direct Ownership	Buyback, redemption, or cancellation	Common Shares	USD 33.97	136,732	> 100%	136,732
Apr 2/18	▢ Suncor Energy Inc.	Direct Ownership	Buyback, redemption, or cancellation	Common Shares	0.00	-205,971	-100.0%	0
Apr 2/18	█ Suncor Energy Inc.	Direct Ownership	Buyback, redemption, or cancellation	Common Shares	USD 33.86	205,971	> 100%	205,971
Mar 31/18	◇ Smith, Kristopher Peter	Direct Ownership	Option expiration	Options Key Contributor/Executive Stock Op...	50.15	-3,000	-28.6%	7,500
Mar 30/18	█ Bedient, Patricia Margaret	Direct Ownership	Buy under company plan	Deferred Share Units	43.91	1,855	8.4%	23,830
Mar 30/18	█ Benson, Mel Edward	Direct Ownership	Buy under company plan	Deferred Share Units	43.91	1,237	1.3%	99,117
Mar 30/18	█ Cote, Jacynthe	Direct Ownership	Buy under company plan	Deferred Share Units	43.91	1,755	5.5%	33,392
Mar 30/18	█ D'Alessandro, Dominic	Direct Ownership	Buy under company plan	Deferred Share Units	43.91	1,783	2.2%	84,160
Mar 30/18	█ Gass, John Donald	Direct Ownership	Buy under company plan	Deferred Share Units	43.91	1,518	4.2%	37,627
Mar 30/18	█ Houston, Dennis Michael	Direct Ownership	Buy under company plan	Deferred Share Units	43.91	1,443	28.9%	6,434
Mar 30/18	█ Huff, John Rossman	Direct Ownership	Buy under company plan	Deferred Share Units	43.91	1,741	1.2%	150,572
Mar 30/18	█ McCaw, Maureen	Direct Ownership	Buy under company plan	Deferred Share Units	43.91	1,496	2.2%	68,157
Mar 30/18	█ O'Brien, Michael Wilfrid	Direct Ownership	Buy under company plan	Deferred Share Units	43.91	1,237	1.4%	91,286
Mar 30/18	█ Thomas, Eira Margaret	Direct Ownership	Buy under company plan	Deferred Share Units	43.91	1,237	1.4%	87,893
Mar 30/18	█ Wilson, Michael M.	Direct Ownership	Buy under company plan	Deferred Share Units	43.91	3,050	6.9%	47,114
Mar 29/18	█ McCaw, Maureen	Direct Ownership	Buy under company plan	PC Deferred Shares Units (Directors only)	43.52	139	0.8%	16,948
Mar 29/18	▢ Suncor Energy Inc.	Direct Ownership	Buyback, redemption, or cancellation	Common Shares	0.00	-135,353	-100.0%	0
Mar 29/18	█ Suncor Energy Inc.	Direct Ownership	Buyback, redemption, or cancellation	Common Shares	USD 34.40	135,353	> 100%	135,353
Mar 28/18	▢ Suncor Energy Inc.	Direct Ownership	Buyback, redemption, or cancellation	Common Shares	0.00	-136,001	-100.0%	0
Mar 28/18	█ Suncor Energy Inc.	Direct Ownership	Buyback, redemption, or cancellation	Common Shares	USD 34.35	136,001	> 100%	136,001
Mar 27/18	▢ Suncor Energy Inc.	Direct Ownership	Buyback, redemption, or cancellation	Common Shares	0.00	-135,326	-100.0%	0
Mar 27/18	█ Suncor Energy Inc.	Direct Ownership	Buyback, redemption, or cancellation	Common Shares	USD 34.45	135,326	> 100%	135,326
Mar 26/18	█ Bedient, Patricia Margaret	Direct Ownership	Buy under company plan	Deferred Share Units	42.95	182	0.8%	21,975
Mar 26/18	█ Benson, Mel Edward	Direct Ownership	Buy under company plan	Deferred Share Units	42.95	813	0.8%	97,880
Mar 26/18	█ Cote, Jacynthe	Direct Ownership	Buy under company plan	Deferred Share Units	42.95	263	0.8%	31,637

Transaction Date	Insider Name	Ownership Type	Nature of Transaction	Security	Price (\$)	Shares/ Units	Account Change*	Account Balance
Mar 26/18	D'Alessandro, Dominic	Direct Ownership	Buy under company plan	Deferred Share Units	42.95	685	0.8%	82,377
Mar 26/18	Gass, John Donald	Direct Ownership	Buy under company plan	Deferred Share Units	42.95	300	0.8%	36,109
Mar 26/18	Houston, Dennis Michael	Direct Ownership	Buy under company plan	Deferred Share Units	42.95	41	0.8%	4,991
Mar 26/18	Huff, John Rossman	Direct Ownership	Buy under company plan	Deferred Share Units	42.95	1,237	0.8%	148,831
Mar 26/18	McCaw, Maureen	Indirect Ownership	Buy under company plan	Common Shares	45.35	43	0.8%	5,479
Mar 26/18	McCaw, Maureen	Direct Ownership	Buy under company plan	Deferred Share Units	42.95	554	0.8%	66,661
Mar 26/18	O'Brien, Michael Wilfrid	Direct Ownership	Buy under company plan	Deferred Share Units	42.95	749	0.8%	90,049
Mar 26/18	Suncor Energy Inc.	Direct Ownership	Buyback, redemption, or cancellation	Common Shares	0.00	-205,932	-100.0%	0
Mar 26/18	Suncor Energy Inc.	Direct Ownership	Buyback, redemption, or cancellation	Common Shares	USD 33.96	205,932	> 100%	205,932
Mar 26/18	Thomas, Eira Margaret	Direct Ownership	Buy under company plan	Deferred Share Units	42.95	720	0.8%	86,656
Mar 26/18	Wilson, Michael M.	Direct Ownership	Buy under company plan	Deferred Share Units	42.95	366	0.8%	44,064
Mar 23/18	Suncor Energy Inc.	Direct Ownership	Buyback, redemption, or cancellation	Common Shares	0.00	-207,303	-100.0%	0
Mar 23/18	Suncor Energy Inc.	Direct Ownership	Buyback, redemption, or cancellation	Common Shares	USD 33.50	207,303	> 100%	207,303
Mar 22/18	Suncor Energy Inc.	Direct Ownership	Buyback, redemption, or cancellation	Common Shares	0.00	-207,396	-100.0%	0
Mar 22/18	Suncor Energy Inc.	Direct Ownership	Buyback, redemption, or cancellation	Common Shares	USD 33.49	207,396	> 100%	207,396
Mar 21/18	Suncor Energy Inc.	Direct Ownership	Buyback, redemption, or cancellation	Common Shares	0.00	-136,419	-100.0%	0
Mar 21/18	Suncor Energy Inc.	Direct Ownership	Buyback, redemption, or cancellation	Common Shares	USD 33.61	136,419	> 100%	136,419
Mar 20/18	Suncor Energy Inc.	Direct Ownership	Buyback, redemption, or cancellation	Common Shares	0.00	-209,809	-100.0%	0
Mar 20/18	Suncor Energy Inc.	Direct Ownership	Buyback, redemption, or cancellation	Common Shares	USD 32.76	209,809	> 100%	209,809
Mar 19/18	Suncor Energy Inc.	Direct Ownership	Buyback, redemption, or cancellation	Common Shares	0.00	-212,477	-100.0%	0
Mar 19/18	Suncor Energy Inc.	Direct Ownership	Buyback, redemption, or cancellation	Common Shares	USD 32.34	212,477	> 100%	212,477
Mar 16/18	Suncor Energy Inc.	Direct Ownership	Buyback, redemption, or cancellation	Common Shares	0.00	-210,760	-100.0%	0
Mar 16/18	Suncor Energy Inc.	Direct Ownership	Buyback, redemption, or cancellation	Common Shares	USD 32.70	210,760	> 100%	210,760
Mar 15/18	Suncor Energy Inc.	Direct Ownership	Buyback, redemption, or cancellation	Common Shares	0.00	-214,362	-100.0%	0
Mar 15/18	Suncor Energy Inc.	Direct Ownership	Buyback, redemption, or cancellation	Common Shares	USD 32.43	214,362	> 100%	214,362
Mar 14/18	Houston, Dennis Michael	Direct Ownership	Public market buy	Common Shares	USD 32.47	5,000	89.3%	10,600
Mar 14/18	Suncor Energy Inc.	Direct Ownership	Buyback, redemption, or cancellation	Common Shares	0.00	-214,540	-100.0%	0
Mar 14/18	Suncor Energy Inc.	Direct Ownership	Buyback, redemption, or cancellation	Common Shares	USD 32.44	214,540	> 100%	214,540
Mar 13/18	Suncor Energy Inc.	Direct Ownership	Buyback, redemption, or cancellation	Common Shares	0.00	-214,768	-100.0%	0
Mar 13/18	Suncor Energy Inc.	Direct Ownership	Buyback, redemption, or cancellation	Common Shares	USD 32.64	214,768	> 100%	214,768
Mar 12/18	Suncor Energy Inc.	Direct Ownership	Buyback, redemption, or cancellation	Common Shares	0.00	-216,190	-100.0%	0
Mar 12/18	Suncor Energy Inc.	Direct Ownership	Buyback, redemption, or cancellation	Common Shares	USD 32.46	216,190	> 100%	216,190

Transaction Date	Insider Name	Ownership Type	Nature of Transaction	Security	Price (\$)	Shares/Units	Account Change*	Account Balance
Mar 9/18	█ Suncor Energy Inc.	Direct Ownership	Buyback, redemption, or cancellation	Common Shares	0.00	-213,279	-100.0%	0
Mar 9/18	█ Suncor Energy Inc.	Direct Ownership	Buyback, redemption, or cancellation	Common Shares	USD 32.61	213,279	> 100%	213,279
Mar 8/18	█ Suncor Energy Inc.	Direct Ownership	Buyback, redemption, or cancellation	Common Shares	0.00	-213,758	-100.0%	0
Mar 8/18	█ Suncor Energy Inc.	Direct Ownership	Buyback, redemption, or cancellation	Common Shares	USD 32.40	213,758	> 100%	213,758
Mar 7/18	█ Suncor Energy Inc.	Direct Ownership	Buyback, redemption, or cancellation	Common Shares	0.00	-217,443	-100.0%	0
Mar 7/18	█ Suncor Energy Inc.	Direct Ownership	Buyback, redemption, or cancellation	Common Shares	USD 32.10	217,443	> 100%	217,443
Mar 6/18	█ Suncor Energy Inc.	Direct Ownership	Buyback, redemption, or cancellation	Common Shares	0.00	-215,144	-100.0%	0
Mar 6/18	█ Suncor Energy Inc.	Direct Ownership	Buyback, redemption, or cancellation	Common Shares	USD 32.22	215,144	> 100%	215,144
Mar 5/18	█ Suncor Energy Inc.	Direct Ownership	Buyback, redemption, or cancellation	Common Shares	0.00	-221,288	-100.0%	0
Mar 5/18	█ Suncor Energy Inc.	Direct Ownership	Buyback, redemption, or cancellation	Common Shares	USD 31.67	221,288	> 100%	221,288
Mar 2/18	█ Suncor Energy Inc.	Direct Ownership	Buyback, redemption, or cancellation	Common Shares	0.00	-219,680	-100.0%	0
Mar 2/18	█ Suncor Energy Inc.	Direct Ownership	Buyback, redemption, or cancellation	Common Shares	USD 31.80	219,680	> 100%	219,680
Mar 1/18	█ Suncor Energy Inc.	Direct Ownership	Buyback, redemption, or cancellation	Common Shares	0.00	-214,789	-100.0%	0
Mar 1/18	█ Suncor Energy Inc.	Direct Ownership	Buyback, redemption, or cancellation	Common Shares	USD 32.71	214,789	> 100%	214,789
Feb 28/18	█ Suncor Energy Inc.	Direct Ownership	Buyback, redemption, or cancellation	Common Shares	0.00	-210,290	-100.0%	0
Feb 28/18	█ Suncor Energy Inc.	Direct Ownership	Buyback, redemption, or cancellation	Common Shares	USD 33.56	210,290	> 100%	210,290
Feb 27/18	◆ Gardner, Paul Douglas	Direct Ownership	Rights granted	Deferred Share Units	43.62	2,464	11.4%	23,987
Feb 27/18	◆ Little, Mark Stephen	Direct Ownership	Rights granted	Deferred Share Units	43.62	6,877	14.9%	53,084
Feb 27/18	◆ MacSween, Michael Roderick	Direct Ownership	Rights granted	Deferred Share Units	43.62	7,909	15.0%	60,692
Feb 27/18	◆ Reynish, Stephen David Lile	Direct Ownership	Rights granted	Deferred Share Units	43.62	15,474	39.5%	54,675
Feb 27/18	█ Suncor Energy Inc.	Direct Ownership	Buyback, redemption, or cancellation	Common Shares	0.00	-206,194	-100.0%	0
Feb 27/18	█ Suncor Energy Inc.	Direct Ownership	Buyback, redemption, or cancellation	Common Shares	USD 34.38	206,194	> 100%	206,194
Feb 26/18	█ Houston, Dennis Michael	Direct Ownership	Rights granted	Deferred Share Units	43.43	4,950	> 100%	4,950
Feb 26/18	█ Suncor Energy Inc.	Direct Ownership	Buyback, redemption, or cancellation	Common Shares	0.00	-205,090	-100.0%	0
Feb 26/18	█ Suncor Energy Inc.	Direct Ownership	Buyback, redemption, or cancellation	Common Shares	USD 34.66	205,090	> 100%	205,090
Feb 23/18	◇ Axford, Eric Charles	Direct Ownership	Option expiration	Options Key Contributor/Executive Stock Op...	47.52	-7,400	-49.7%	7,500
Feb 23/18	◇ Gardner, Paul Douglas	Direct Ownership	Option expiration	Options Key Contributor/Executive Stock Op...	47.52	-4,000	-58.8%	2,800
Feb 23/18	◇ MacSween, Michael Roderick	Direct Ownership	Option expiration	Options Key Contributor/Executive Stock Op...	47.52	-8,000	-100.0%	0
Feb 23/18	◇ Odegaard, Janice	Direct Ownership	Option expiration	Options Key Contributor/Executive Stock Op...	47.52	-7,400	-49.7%	7,500

Transaction Date	Insider Name	Ownership Type	Nature of Transaction	Security	Price (\$)	Shares/ Units	Account Change*	Account Balance
Feb 23/18	◆ Smith, Kristopher Peter	Direct Ownership	Option expiration	Options Key Contributor/Executive Stock Op...	47.52	-3,800	-26.6%	10,500
Feb 23/18	▮ Suncor Energy Inc.	Direct Ownership	Buyback, redemption, or cancellation	Common Shares	0.00	-206,666	-100.0%	0
Feb 23/18	▮ Suncor Energy Inc.	Direct Ownership	Buyback, redemption, or cancellation	Common Shares	USD 34.27	206,666	> 100%	206,666
Feb 23/18	○ Williams, Steven Walter	Direct Ownership	Option expiration	Options Key Contributor/Executive Stock Op...	47.52	-70,000	-51.9%	65,000
Feb 23/18	○ Williams, Steven Walter	Direct Ownership	Public market sale	Common Shares	43.32 - 43.40	-50,000	-11.1%	399,052
Feb 23/18	● Williams, Steven Walter	Direct Ownership	Option exercise	Common Shares	41.24	50,000	12.5%	449,052
Feb 23/18	○ Williams, Steven Walter	Direct Ownership	Option exercise	Options - Suncor Energy Option Plan (Post...	41.24	-50,000	-1.2%	4,184,500
Feb 22/18	◆ Axford, Eric Charles	Direct Ownership	Rights granted	Performance Share Units	42.99	28,800	43.6%	94,857
Feb 22/18	◆ Axford, Eric Charles	Direct Ownership	Options granted	Options - Suncor Energy Option Plan (Post...	42.99	180,000	19.9%	1,085,000
Feb 22/18	▲ Cowan, Alister	Direct Ownership	Rights granted	Performance Share Units	42.99	33,600	45.3%	107,731
Feb 22/18	▲ Cowan, Alister	Direct Ownership	Options granted	Options - Suncor Energy Option Plan (Post...	42.99	210,000	25.8%	1,022,800
Feb 22/18	◆ Gardner, Paul Douglas	Direct Ownership	Rights granted	Performance Share Units	42.99	20,000	41.3%	68,383
Feb 22/18	◆ Gardner, Paul Douglas	Direct Ownership	Options granted	Options - Suncor Energy Option Plan (Post...	42.99	125,000	20.7%	728,000
Feb 22/18	◆ Little, Mark Stephen	Direct Ownership	Rights granted	Performance Share Units	42.99	60,000	66.3%	150,519
Feb 22/18	◆ Little, Mark Stephen	Direct Ownership	Options granted	Options - Suncor Energy Option Plan (Post...	42.99	375,000	30.6%	1,600,600
Feb 22/18	◆ MacSween, Michael Roderick	Direct Ownership	Rights granted	Performance Share Units	42.99	32,800	43.7%	107,884
Feb 22/18	◆ MacSween, Michael Roderick	Direct Ownership	Options granted	Options - Suncor Energy Option Plan (Post...	42.99	205,000	21.5%	1,160,000
Feb 22/18	◆ Odegaard, Janice	Direct Ownership	Rights granted	Performance Share Units	42.99	21,600	44.6%	70,059
Feb 22/18	◆ Odegaard, Janice	Direct Ownership	Options granted	Options - Suncor Energy Option Plan (Post...	42.99	135,000	21.7%	758,000
Feb 22/18	◆ Reynish, Stephen David Lile	Direct Ownership	Rights granted	Performance Share Units	42.99	32,800	44.7%	106,231
Feb 22/18	◆ Reynish, Stephen David Lile	Direct Ownership	Options granted	Options - Suncor Energy Option Plan (Post...	42.99	205,000	28.3%	928,333
Feb 22/18	◆ Smith, Kristopher Peter	Direct Ownership	Rights granted	Performance Share Units	42.99	32,800	44.2%	107,031
Feb 22/18	◆ Smith, Kristopher Peter	Direct Ownership	Options granted	Options - Suncor Energy Option Plan (Post...	42.99	205,000	21.7%	1,150,000
Feb 22/18	▮ Suncor Energy Inc.	Direct Ownership	Buyback, redemption, or cancellation	Common Shares	0.00	-207,929	-100.0%	0
Feb 22/18	▮ Suncor Energy Inc.	Direct Ownership	Buyback, redemption, or cancellation	Common Shares	USD 34.13	207,929	> 100%	207,929
Feb 22/18	● Williams, Steven Walter	Direct Ownership	Rights granted	Performance Share Units	42.99	117,840	46.0%	374,047

Transaction Date	Insider Name	Ownership Type	Nature of Transaction	Security	Price (\$)	Shares/ Units	Account Change*	Account Balance
Feb 22/18	● Williams, Steven Walter	Direct Ownership	Options granted	Options - Suncor Energy Option Plan (Post...	42.99	736,500	21.1%	4,234,500
Feb 22/18	○ Williams, Steven Walter	Direct Ownership	Public market sale	Common Shares	43.24 - 43.54	-100,000	-20.0%	399,052
Feb 22/18	● Williams, Steven Walter	Direct Ownership	Option exercise	Common Shares	41.24	100,000	25.1%	499,052
Feb 22/18	○ Williams, Steven Walter	Direct Ownership	Option exercise	Options - Suncor Energy Option Plan (Post...	41.24	-100,000	-2.8%	3,498,000
Feb 21/18	▮ Suncor Energy Inc.	Direct Ownership	Buyback, redemption, or cancellation	Common Shares	0.00	-208,188	-100.0%	0
Feb 21/18	▮ Suncor Energy Inc.	Direct Ownership	Buyback, redemption, or cancellation	Common Shares	USD 34.24	208,188	> 100%	208,188
Feb 20/18	◇ Odegaard, Janice	Direct Ownership	Public market sale	Common Shares	44.00	-40,000	-76.2%	12,470
Feb 20/18	◆ Odegaard, Janice	Direct Ownership	Option exercise	Common Shares	41.24	40,000	> 100%	52,470
Feb 20/18	◇ Odegaard, Janice	Direct Ownership	Option exercise	Options - Suncor Energy Option Plan (Post...	41.24	-40,000	-6.0%	623,000
Feb 20/18	▮ Suncor Energy Inc.	Direct Ownership	Buyback, redemption, or cancellation	Common Shares	0.00	-206,015	-100.0%	0
Feb 20/18	▮ Suncor Energy Inc.	Direct Ownership	Buyback, redemption, or cancellation	Common Shares	USD 34.85	206,015	> 100%	206,015
Feb 20/18	○ Williams, Steven Walter	Direct Ownership	Public market sale	Common Shares	43.98 - 44.07	-50,000	-11.1%	399,052
Feb 20/18	● Williams, Steven Walter	Direct Ownership	Option exercise	Common Shares	41.24	50,000	12.5%	449,052
Feb 20/18	○ Williams, Steven Walter	Direct Ownership	Option exercise	Options - Suncor Energy Option Plan (Post...	41.24	-50,000	-1.4%	3,598,000
Feb 16/18	◇ Smith, Kristopher Peter	Direct Ownership	▲ Gifted	Common Shares	0.00	-120	-0.9%	13,082
Feb 16/18	▮ Suncor Energy Inc.	Direct Ownership	Buyback, redemption, or cancellation	Common Shares	0.00	-209,884	-100.0%	0

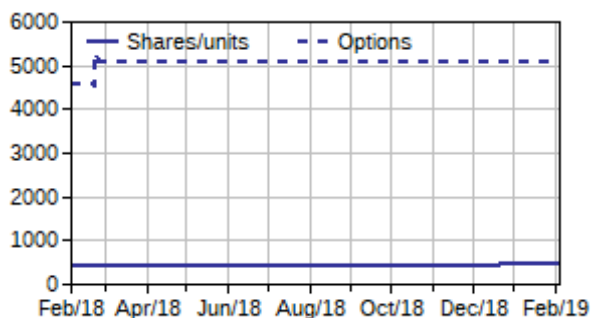
All data based on insider regulatory filings which are subject to input errors.

* Indicates percentage change of shares or units for the account in which the security is held. Many insiders have more than one account and the balance for each is calculated separately. See Holdings Summary for balances across all ownership types as reported in SEDI.

Holdings Summary

Data is based on SEDI filings. Identified former insiders who ceased to be an insider more than a year ago are not shown. Roster may include unidentified former insiders. Charts include identified former insider holdings up to the date they ceased to be an insider. Insiders and their holdings are only included under one insider category. See last page for regulatory insider filing relationship definitions.

CEO's Holdings (000's)



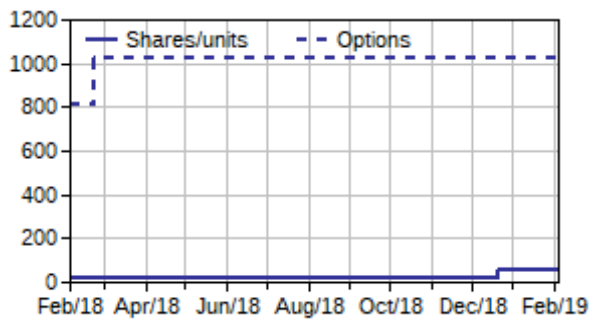
Williams, Steven Walter

Relationship as filed with regulators: 5

Latest filing date: December 21, 2018

	No. of Shares Held
Direct Ownership	
Common Shares	465,102
Deferred Share Units	45,336
Options - Suncor Energy Option Plan (Post A	4,184,500
Options Granted April 1, 2007 @strike price	16,000
Options Granted February 2, 2006 @ strike p	48,000
Options Granted February 3, 2005 @ strike p	48,000
Options Granted February 4, 2008 @ strike p	70,000
Options Granted January 27, 2009 @ strike p	0
Options Granted January 29, 2004 @ strike p	50,000
Options Granted January 30, 2007 @ strike	46,000
Options Granted March 19, 2007 @ strike pri	24,000
Options Granted September 28, 2007 @ strike	110,000
Options Granted: August 5, 2003 @ strike p	57,000
Options Granted: January 24, 2003 @ strike	100,000
Options Granted: May 1, 2002 @ strike pric	240,000
Options Key Contributor/Executive Stock Opt	65,000
Options SunShare	0
Options SunShare 2012	0
Performance Share Units	374,047
Performance Units	163,280
Restricted Share Unit	0
Restricted Share Units	3,800
Sunshare 2012 Restricted Share Units	0
Indirect Ownership	
Common Shares	3,617
Control or Direction	
Common Shares	1,000

CFO's Holdings (000's)



Cowan, Alister

Relationship as filed with regulators: 5

Latest filing date: December 21, 2018

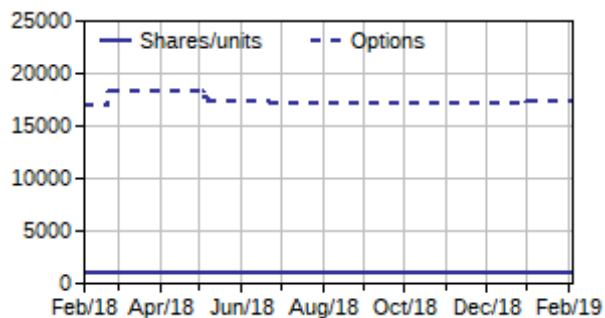
Direct Ownership	No. of Shares Held
Common Shares	57,973
Deferred Share Units	46,060
Options - Suncor Energy Option Plan (Post A)	1,022,800
Performance Share Units	107,731
Restricted Share Unit	0

Sample

Other Officers' Holdings Summary (cont'd)

Data is based on SEDI filings. Identified former insiders who ceased to be an insider more than a year ago are not shown. Roster may include unidentified former insiders. Charts include identified former insider holdings up to the date they ceased to be an insider. Insiders and their holdings are only included under one insider category. See last page for regulatory insider filing relationship definitions.

Other Officers' Holdings (000's)



Adamson, Murray

Relationship as filed with regulators: 5

Latest filing date: August 6, 2009

Direct Ownership	No. of Shares Held
Cash payment of value of one common share	1,360
Options Granted February 2, 2006 @ strike p	0
Options Granted February 3, 2005 @ strike p	0
Options Granted February 4, 2008 @ strike p	0
Options Granted January 27, 2009 @ strike p	0
Options Granted January 29, 2004 @ strike p	0
Options Granted January 30, 2007 @ strike	0
Options Granted September 28, 2007 @ strike	0
Options Granted: April 30, 2002 @ strike p	0
Options Granted: January 24, 2003 @ strike	0
Options Key Contributor/Executive Stock Opt	34,400
Options SunShare	24,000
Options SunShare 2012	8,800
Performance Units	6,460
Restricted Share Units	360
Sunshare 2012 Restricted Share Units	720
Indirect Ownership	No. of Shares Held
Common Shares	3,415

Other Officers' Holdings Summary (cont'd)

Data is based on SEDI filings. Identified former insiders who ceased to be an insider more than a year ago are not shown. Roster may include unidentified former insiders. Charts include identified former insider holdings up to the date they ceased to be an insider. Insiders and their holdings are only included under one insider category. See last page for regulatory insider filing relationship definitions.

Allan, Lynne Rosemary

Relationship as filed with regulators: 5

Latest filing date: February 9, 2011

Direct Ownership	No. of Shares Held
Common Shares	14,096
Options - Suncor Energy Option Plan (Post A	11,300
Options Granted February 2, 2006 @ strike p	11,000
Options Granted February 3, 2005 @ strike p	11,000
Options Granted February 4, 2008 @ strike p	7,400
Options Granted January 27, 2009 @ strike p	0
Options Granted January 29, 2004 @ strike p	7,800
Options Granted January 30, 2007 @ strike	8,000
Options Granted September 28, 2007 @ strike	22,000
Options Granted: February 1, 2000 @ strike	0
Options Granted: January 24, 2003 @ strike	12,700
Options Granted: January 25, 2002 @ strike	12,912
Options Granted: January 26, 2001 @ strike	0
Options Granted: January 29, 1999 @ strike	0
Options Granted: January 30, 1998 @ strike	0
Options Granted: June 1, 2002 @ strike pri	24,000
Options Granted: November 12, 1997 @ strik	0
Options Granted: July 1, 2003 @ strike pric	32,778
Options Key Contributor/Executive Stock Opt	92,992
Options SunShare	56,778
Options SunShare 2012	22,000
Performance Share Units	7,640
Performance Units	11,690
Restricted Share Unit	1,900
Restricted Share Units	800
Sunshare 2012 Restricted Share Units	1,600
Indirect Ownership	No. of Shares Held
Common Shares	9,747

Axford, Eric Charles

Relationship as filed with regulators: 5

Latest filing date: June 28, 2018

Direct Ownership	No. of Shares Held
Common Shares	0
Deferred Share Units	42,954
Options - Suncor Energy Option Plan (Post A	990,000
Options Granted April 1, 2004 @ strike pric	27,778
Options Granted February 2, 2006 @ strike p	12,000
Options Granted February 3, 2005 @ strike p	12,000
Options Granted February 4, 2008 @ strike p	7,400
Options Granted January 27, 2009 @ strike p	0
Options Granted January 29, 2004 @ strike p	1,200
Options Granted January 30, 2007 @ strike	8,600
Options Granted September 28, 2007 @ strike	33,400
Options Granted: April 30, 2002 @ strike p	14,400
Options Granted: January 24, 2003 @ strike	0
Options Granted: January 25, 2002 @ strike	0
Options Granted: January 26, 2001 @ strike	0
Options Key Contributor/Executive Stock Opt	0
Options SunShare	0
Options SunShare 2012	0
Performance Share Units	94,857
Performance Units	24,390
Restricted Share Unit	0
Restricted Share Units	960
Sunshare 2012 Restricted Share Units	0
Indirect Ownership	No. of Shares Held
Common Shares	44,743

Other Officers' Holdings Summary (cont'd)

Data is based on SEDI filings. Identified former insiders who ceased to be an insider more than a year ago are not shown. Roster may include unidentified former insiders. Charts include identified former insider holdings up to the date they ceased to be an insider. Insiders and their holdings are only included under one insider category. See last page for regulatory insider filing relationship definitions.

Bachynski, Terrance Joseph

Relationship as filed with regulators: 5

Latest filing date: December 8, 2003

Direct Ownership	No. of Shares Held
Common Shares	816

Baker, Derek Lawrence

Relationship as filed with regulators: 5

Latest filing date: March 29, 2004

Direct Ownership	No. of Shares Held
Common Shares	25,426
Deferred Share Units	80,982
Options Granted: February 1, 2000 @ strike	12,800
Options Granted: January 24, 2003 @ strike	36,000
Options Granted: January 25, 2002 @ strike	38,000
Options Granted: January 26, 2001 @ strike	32,778
Options Granted: June 1, 2002 @ strike pri	80,000

Becker, Mark Alan

Relationship as filed with regulators: 5

Latest filing date: December 14, 2010

Direct Ownership	No. of Shares Held
Common Shares	1,030
Deferred Share Units	2,881
Options - Suncor Energy Option Plan (Post A	14,000
Options Granted April 1, 2004 @ strike pric	5,002
Options Granted August 1, 2006 @ strike pri	12,222
Options Granted August 8, 2006 @ strike pri	3,200
Options Granted February 2, 2006 @ strike p	4,000
Options Granted February 3, 2005 @ strike p	3,800
Options Granted February 4, 2008 @ strike p	8,000
Options Granted January 27, 2009 @ strike p	0
Options Granted January 29, 2004 @ strike p	4,000
Options Granted January 30, 2007 @ strike	8,000
Options Granted September 28, 2007 @ strike	29,000
Options Granted: April 30, 2002 @ strike p	5,760
Options Granted: January 24, 2003 @ strike	5,000
Options Granted: January 25, 2002 @ strike	0
Options Key Contributor/Executive Stock Opt	40,800
Options SunShare	16,224
Options SunShare 2012	29,000
Performance Share Units	15,020
Performance Units	14,000
Restricted Share Units	800
Sunshare 2012 Restricted Share Units	3,700
Indirect Ownership	No. of Shares Held
Common Shares	3,426

Other Officers' Holdings Summary (cont'd)

Data is based on SEDI filings. Identified former insiders who ceased to be an insider more than a year ago are not shown. Roster may include unidentified former insiders. Charts include identified former insider holdings up to the date they ceased to be an insider. Insiders and their holdings are only included under one insider category. See last page for regulatory insider filing relationship definitions.

Brenneman, Ron A.

Relationship as filed with regulators: 5

Latest filing date: March 2, 2010

Direct Ownership	No. of Shares Held
Common Shares	43,520
Options - PC Options/SARS	1,994,240
PC Deferred Share Units	291,112
PC Performance Share Units	192,694
Indirect Ownership	No. of Shares Held
Common Shares	75,523

Brown, Alan

Relationship as filed with regulators: 5

Latest filing date: February 10, 2011

Direct Ownership	No. of Shares Held
Common Shares	2,660
Deferred Share Units	2,160
Options - PC Options/SARS	71,552
Options - Suncor Energy Option Plan (Post A	17,000
PC Deferred Share Units	20,076
PC Restricted Share Units	8,939
Performance Share Units	6,090

Buckalew, Jr.

Relationship as filed with regulators: 5

Latest filing date: June 4, 2008

Direct Ownership	No. of Shares Held
Options Granted February 4, 2008 @ strike p	3,700
Options Granted January 30, 2007 @ strike p	9,000
Options Granted June 1, 2006 @ strike price	20,000
Options Granted May 31, 2006 @ strike price	10,000
Options Granted September 28, 2007 @ strike	22,000
Options Options granted: Dec 1 2005 @ strik	6,000
Performance Units	11,700
Restricted Share Units	1,200

Carrick, Gordon J.

Relationship as filed with regulators: 5

Latest filing date: March 3, 2010

Direct Ownership	No. of Shares Held
Common Shares	1,383
Deferred Share Units	20,059
Options - PC Options/SARS	330,240
Options - Suncor Energy Option Plan (Post A	338,180
PC Deferred Share Units	19,953
PC Performance Share Units	0
PC Performance Share Units (Officers)	9,270
PC Restricted Share Units	17,554
Performance Share Units	2,850

Other Officers' Holdings Summary (cont'd)

Data is based on SEDI filings. Identified former insiders who ceased to be an insider more than a year ago are not shown. Roster may include unidentified former insiders. Charts include identified former insider holdings up to the date they ceased to be an insider. Insiders and their holdings are only included under one insider category. See last page for regulatory insider filing relationship definitions.

Chow-Wah, Leonard

Relationship as filed with regulators: 5

Latest filing date: January 1, 2011

Direct Ownership	No. of Shares Held
Common Shares	5,866
Options - PC Options/SARS	148,224
Options - Suncor Energy Option Plan (Post A	12,650
PC Performance Share Units (Officers)	0
PC Restricted Share Units	6,955
Performance Share Units	4,572
Indirect Ownership	No. of Shares Held
Common Shares	1,541

Churton, Philip

Relationship as filed with regulators: 5

Latest filing date: March 3, 2010

Direct Ownership	No. of Shares Held
Common Shares	8,911
Options - PC Options/SARS	159,616
Options - Suncor Energy Option Plan (Post A	11,300
PC Performance Share Units (Officers)	5,059
PC Restricted Share Units	7,716
Performance Units	4,050
Indirect Ownership	No. of Shares Held
Common Shares	480

Clague, Donald M.

Relationship as filed with regulators: 5

Latest filing date: July 5, 2010

Direct Ownership	No. of Shares Held
Common Shares	1,510
Options - PC Options/SARS	205,952
Options - Suncor Energy Option Plan (Post A	14,000
PC Deferred Share Units	1,678
PC Performance Share Units (Officers)	5,269
PC Restricted Share Units	8,753
Performance Units	5,020
Indirect Ownership	No. of Shares Held
Common Shares	6,710

Other Officers' Holdings Summary (cont'd)

Data is based on SEDI filings. Identified former insiders who ceased to be an insider more than a year ago are not shown. Roster may include unidentified former insiders. Charts include identified former insider holdings up to the date they ceased to be an insider. Insiders and their holdings are only included under one insider category. See last page for regulatory insider filing relationship definitions.

Cormier, Maureen Ellen

Relationship as filed with regulators: 5

Latest filing date: February 14, 2011

Direct Ownership	No. of Shares Held
Common Shares	4,790
Options - Suncor Energy Option Plan (Post A	12,000
Options Granted February 2, 2006 @ strike p	10,000
Options Granted February 3, 2005 @ strike p	4,200
Options Granted February 4, 2008 @ strike p	7,200
Options Granted January 27, 2009 @ strike p	0
Options Granted January 29, 2004 @ strike p	4,200
Options Granted January 30, 2007 @ strike	8,000
Options Granted October 1, 2005 @ strike pr	17,778
Options Granted September 1, 2005 @ strike	5,800
Options Granted September 28, 2007 @ strike	22,000
Options Granted: April 30, 2002 @ strike p	0
Options Granted: February 1, 2000 @ strike	0
Options Granted: January 24, 2003 @ strike	11,000
Options Granted: January 25, 2002 @ strike	12,000
Options Granted: January 26, 2001 @ strike	0
Options Granted: January 29, 1999 @ strike	0
Options Granted: January 30, 1998 @ strike	0
Options Granted: November 12, 1997 @ strik	0
Options Key Contributor/Executive Stock Opt	69,400
Options SunShare	37,778
Options SunShare 2012	22,000
Performance Share Units	17,500
Performance Units	13,200
Restricted Share Unit	1,960
Restricted Share Units	800
Sunshare 2012 Restricted Share Units	1,600
	No. of Shares Held
Indirect Ownership	
Common Shares	1,580

Other Officers' Holdings Summary (cont'd)

Data is based on SEDI filings. Identified former insiders who ceased to be an insider more than a year ago are not shown. Roster may include unidentified former insiders. Charts include identified former insider holdings up to the date they ceased to be an insider. Insiders and their holdings are only included under one insider category. See last page for regulatory insider filing relationship definitions.

Croteau, Joel Edmund

Relationship as filed with regulators: 5

Latest filing date: August 27, 2010

Direct Ownership	No. of Shares Held
Common Shares	0
Deferred Share Units	66,807
Options - Suncor Energy Option Plan (Post A)	29,000
Options Granted April 1, 2008 @ strike price	23,936
Options Granted February 2, 2006 @ strike price	11,000
Options Granted February 3, 2005 @ strike price	11,000
Options Granted February 4, 2008 @ strike price	7,000
Options Granted January 26, 1995 @ strike price	0
Options Granted January 27, 2009 @ strike price	0
Options Granted January 29, 2004 @ strike price	12,800
Options Granted January 30, 2007 @ strike price	8,500
Options Granted March 3, 2008 @ Strike Price	0
Options Granted September 28, 2007 @ strike price	22,000
Options Granted: April 30, 2002 @ strike price	80,000
Options Granted: February 1, 2000 @ strike price	0
Options Granted: January 24, 2003 @ strike price	32,000
Options Granted: January 25, 1996 @ strike price	0
Options Granted: January 25, 2002 @ strike price	32,000
Options Granted: January 26, 2001 @ strike price	0
Options Granted: January 29, 1997 @ strike price	0
Options Granted: January 29, 1999 @ strike price	0
Options Granted: January 30, 1998 @ strike price	0
Options Key Contributor/Executive Stock Opt	197,096
Options SunShare	80,000
Options SunShare 2012	22,000
Restricted Share Unit	4,200
Restricted Share Units	1,744
Sunshare 2012 Restricted Share Units	3,544

Indirect Ownership	No. of Shares Held
Common Shares	21,850
Debentures Preferred Securities-Prin.Amt:\$2	0

Floyd, Raymond Charles

Relationship as filed with regulators: 5

Latest filing date: July 8, 2010

Direct Ownership	No. of Shares Held
Options - Suncor Energy Option Plan (Post A)	26,400
Options Granted January 27, 2009 @ strike price	0
Options Granted July 1, 2008 @ strike price	0
Options Granted June 9, 2008 @ strike price	0
Options Granted October 1, 2008 @ strike price	0
Options Granted September 30, 2008 @ strike price	0
Options Key Contributor/Executive Stock Opt	26,000
Options SunShare 2012	48,802
Performance Units	25,760
Restricted Share Units	1,760
Sunshare 2012 Restricted Share Units	7,000

Indirect Ownership	No. of Shares Held
Common Shares	1,148

Francoeur, Bruno

Relationship as filed with regulators: 5

Latest filing date: March 8, 2011

Direct Ownership	No. of Shares Held
Common Shares	908
Options - PC Options/SARS	73,920
Options - Suncor Energy Option Plan (Post A)	12,650
PC Restricted Share Units	5,237
Performance Units	4,530

Other Officers' Holdings Summary (cont'd)

Data is based on SEDI filings. Identified former insiders who ceased to be an insider more than a year ago are not shown. Roster may include unidentified former insiders. Charts include identified former insider holdings up to the date they ceased to be an insider. Insiders and their holdings are only included under one insider category. See last page for regulatory insider filing relationship definitions.

Gallagher, John

Relationship as filed with regulators: 5

Latest filing date: April 12, 2011

Direct Ownership	No. of Shares Held
Common Shares	4
Options - Suncor Energy Option Plan (Post A	12,650
Options Granted February 2, 2006 @ strike p	18,000
Options Granted February 3, 2005 @ strike p	11,000
Options Granted February 4, 2008 @ strike p	8,000
Options Granted January 26, 1995 @ strike p	0
Options Granted January 27, 2009 @ strike p	0
Options Granted January 29, 2004 @ strike p	7,400
Options Granted January 30, 2007 @ strike	12,600
Options Granted July 1, 2005 @ strike price	48,612
Options Granted June 10, 2005 @ strike pric	4,000
Options Granted November 17, 2004 @ strike	14,800
Options Granted September 28, 2007 @ strike	48,000
Options Granted: April 30, 2002 @ strike p	60,000
Options Granted: February 1, 2000 @ strike	0
Options Granted: January 24, 2003 @ strike	22,000
Options Granted: January 25, 1996 @ strike	0
Options Granted: January 25, 2002 @ strike	21,200
Options Granted: January 26, 2001 @ strike	0
Options Granted: January 29, 1997 @ strike	0
Options Granted: January 29, 1999 @ strike	0
Options Granted: January 30, 1998 @ strike	0
Options Key Contributor/Executive Stock Opt	146,432
Options SunShare	108,612
Options SunShare 2012	48,000
Performance Share Units	13,970
Performance Units	20,270
Restricted Share Units	2,160
Sunshare 2012 Restricted Share Units	4,060

Indirect Ownership	No. of Shares Held
Common Shares	0
Performance Units	2,480

Gardner, Paul Douglas

Relationship as filed with regulators: 5

Latest filing date: May 8, 2018

Direct Ownership	No. of Shares Held
Common Shares	0
Deferred Share Units	23,987
Options - Suncor Energy Option Plan (Post A	658,000
Options Granted April 1, 2007 @strike price	9,000
Options Granted April 1, 2008 @ strike pric	2,800
Options Granted December 1, 2007 @ strike p	1,574
Options Granted February 4, 2008 @ strike p	4,000
Options Granted January 27, 2009 @ strike p	0
Options Granted March 5, 2007 @ strike pric	2,834
Options Granted May 1, 2008 @ strike price	0
Options Granted September 28, 2007 @ strike	7,200
Options Key Contributor/Executive Stock Opt	0
Options SunShare	0
Options SunShare 2012	0
Performance Share Units	68,383
Performance Units	15,438
Restricted Share Unit	0
Restricted Share Units	764
Sunshare 2012 Restricted Share Units	0

Indirect Ownership	No. of Shares Held
Common Shares	18,732

Other Officers' Holdings Summary (cont'd)

Data is based on SEDI filings. Identified former insiders who ceased to be an insider more than a year ago are not shown. Roster may include unidentified former insiders. Charts include identified former insider holdings up to the date they ceased to be an insider. Insiders and their holdings are only included under one insider category. See last page for regulatory insider filing relationship definitions.

Genereux, Ronald Paul

Relationship as filed with regulators: 5

Latest filing date: July 21, 2010

Direct Ownership	No. of Shares Held
Common Shares	0
Options - Suncor Energy Option Plan (Post A	25,000
Options Granted August 20, 2007 @strike pri	2,000
Options Granted February 2, 2006 @ strike p	11,000
Options Granted February 3, 2005 @ strike p	11,000
Options Granted February 4, 2008 @ strike p	11,000
Options Granted January 27, 2009 @ strike p	0
Options Granted January 29, 2004 @ strike p	8,600
Options Granted January 30, 2007 @ strike	10,000
Options Granted September 1, 2007 @strike p	25,000
Options Granted September 28, 2007 @ strike	48,000
Options Granted: April 30, 2002 @ strike p	60,000
Options Granted: February 1, 2000 @ strike	-15,208
Options Granted: January 24, 2003 @ strike	20,000
Options Granted: January 25, 2002 @ strike	19,600
Options Granted: January 26, 2001 @ strike	0
Options Granted: January 29, 1997 @ strike	0
Options Granted: January 29, 1999 @ strike	0
Options Granted: January 30, 1998 @ strike	0
Options Granted: November 12, 1997 @ strik	0
Options Key Contributor/Executive Stock Opt	137,080
Options SunShare	85,000
Options SunShare 2012	48,000
Performance Units	28,450
Restricted Share Units	4,600
Sunshare 2012 Restricted Share Units	6,400
Indirect Ownership	No. of Shares Held
Common Shares	13,055

Gullaher, Deborah Anne

Relationship as filed with regulators: 5

Latest filing date: November 12, 2010

Direct Ownership	No. of Shares Held
Common Shares	2,000
Options - PC Options/SARS	70,528
Options - Suncor Energy Option Plan (Post A	11,300
PC Restricted Share Units	4,085
Performance Units	4,050

Other Officers' Holdings Summary (cont'd)

Data is based on SEDI filings. Identified former insiders who ceased to be an insider more than a year ago are not shown. Roster may include unidentified former insiders. Charts include identified former insider holdings up to the date they ceased to be an insider. Insiders and their holdings are only included under one insider category. See last page for regulatory insider filing relationship definitions.

Hart, Gary Len

Relationship as filed with regulators: 5

Latest filing date: February 23, 2011

Direct Ownership	No. of Shares Held
Common Shares	0
Options - Suncor Energy Option Plan (Post A	12,650
Options Granted February 2, 2006 @ strike p	11,000
Options Granted February 3, 2005 @ strike p	1,468
Options Granted February 4, 2008 @ strike p	7,600
Options Granted January 27, 2009 @ strike p	0
Options Granted January 29, 2004 @ strike p	3,466
Options Granted January 30, 2007 @ strike	9,000
Options Granted October 1, 2005 @ strike pr	17,778
Options Granted September 28, 2007 @ strike	29,000
Options Granted September 30, 2005 @ strike	1,932
Options Granted: May 1, 2003 @ strike pric	0
Options Granted: May 1, 2003 exercisable a	0
Options Key Contributor/Executive Stock Opt	36,732
Options SunShare	17,778
Options SunShare 2012	29,000
Performance Units	16,340
Restricted Share Unit	2,020
Restricted Share Units	800
Sunshare 2012 Restricted Share Units	1,600

Krayacich, Michael

Relationship as filed with regulators: 5

Latest filing date: February 8, 2010

Direct Ownership	No. of Shares Held
Common Shares	174
Options	4,400
Options - Suncor Energy Option Plan (Post A	11,300
Options Granted April 4, 2005 @ strike pric	3,800
Options Granted February 2, 2006 @ strike p	4,000
Options Granted February 4, 2008 @ strike p	4,200
Options Granted January 27, 2009 @ strike p	3,250
Options Granted January 29, 2004 @ strike p	4,400
Options Granted January 30, 2007 @ strike	4,000
Options Granted September 28, 2007 @ strike	3,000
Options Granted: July 1, 2003 @ strike pri	2,600
Options SunShare	11,222
Options SunShare 2012	8,800
PC Performance Share Units	7,550
Performance Units	4,050
Restricted Share Unit	2,000

Other Officers' Holdings Summary (cont'd)

Data is based on SEDI filings. Identified former insiders who ceased to be an insider more than a year ago are not shown. Roster may include unidentified former insiders. Charts include identified former insider holdings up to the date they ceased to be an insider. Insiders and their holdings are only included under one insider category. See last page for regulatory insider filing relationship definitions.

Lambert, Gordon Roy

Relationship as filed with regulators: 5

Latest filing date: September 23, 2010

Direct Ownership	No. of Shares Held
Common Shares	7,028
Options - Suncor Energy Option Plan (Post A	11,300
Options Granted February 2, 2006 @ strike p	11,000
Options Granted February 3, 2005 @ strike p	10,400
Options Granted February 4, 2008 @ strike p	7,400
Options Granted January 27, 2009 @ strike p	0
Options Granted January 29, 2004 @ strike p	7,800
Options Granted January 30, 2007 @ strike	9,000
Options Granted September 28, 2007 @ strike	22,000
Options Granted: April 30, 2002 @ strike p	44,000
Options Granted: February 1, 2000 @ strike	0
Options Granted: January 24, 2003 @ strike	20,000
Options Granted: January 25, 2002 @ strike	0
Options Granted: January 26, 2001 @ strike	0
Options Granted: January 29, 1999 @ strike	0
Options Granted: June 1, 2002 @ strike pri	0
Options Key Contributor/Executive Stock Opt	44,600
Options SunShare	40,000
Options SunShare 2012	22,000
Performance Share Units	13,190
Performance Units	13,640
Restricted Share Unit	3,800
Restricted Share Units	1,600
Sunshare 2012 Restricted Share Units	1,600

Little, Mark Stephen

Relationship as filed with regulators: 5

Latest filing date: June 29, 2018

Direct Ownership	No. of Shares Held
Common Shares	40,702
Deferred Share Units	53,084
Options - Suncor Energy Option Plan (Post A	1,345,600
Options Granted December 1, 2008 @ strike p	0
Options Granted January 27, 2009 @ strike p	0
Options Granted November 17, 08 @ strike pr	0
Options Key Contributor/Executive Stock Opt	0
Options SunShare 2012	0
Performance Share Units	150,519
Performance Units	38,340
Restricted Share Unit	0
Restricted Share Units	1,662
Sunshare 2012 Restricted Share Units	0
Indirect Ownership	No. of Shares Held
Common Shares	12,682
Control or Direction	No. of Shares Held
Common Shares	0

Other Officers' Holdings Summary (cont'd)

Data is based on SEDI filings. Identified former insiders who ceased to be an insider more than a year ago are not shown. Roster may include unidentified former insiders. Charts include identified former insider holdings up to the date they ceased to be an insider. Insiders and their holdings are only included under one insider category. See last page for regulatory insider filing relationship definitions.

MacSween, Michael Roderick

Relationship as filed with regulators: 5

Latest filing date: May 17, 2018

Direct Ownership	No. of Shares Held
Common Shares	0
Deferred Share Units	60,692
Options - Suncor Energy Option Plan (Post A	1,045,000
Options Granted February 2, 2006 @ strike p	12,000
Options Granted February 3, 2005 @ strike p	11,000
Options Granted February 4, 2008 @ strike p	8,000
Options Granted January 27, 2009 @ strike p	0
Options Granted January 29, 2004 @ strike p	5,000
Options Granted January 30, 2007 @ strike	8,400
Options Granted November 1, 2004 @ strike p	23,888
Options Granted September 28, 2007 @ strike	29,000
Options Granted: April 30, 2002 @ strike p	14,400
Options Granted: January 24, 2003 @ strike	0
Options Granted: January 25, 2002 @ strike	0
Options Granted: January 26, 2001 @ strike	0
Options Key Contributor/Executive Stock Opt	0
Options SunShare	0
Options SunShare 2012	0
Performance Share Units	107,884
Performance Units	25,290
Restricted Share Unit	7,000
Restricted Share Units	800
Sunshare 2012 Restricted Share Units	0
Indirect Ownership	No. of Shares Held
Common Shares	34,850

Maden, Nicholas Alan

Relationship as filed with regulators: 5

Latest filing date: March 29, 2010

Direct Ownership	No. of Shares Held
Common Shares	0
Options - PC Options/SARS	143,233
Options - Suncor Energy Option Plan (Post A	14,000
PC Deferred Share Units	13,274
PC Performance Share Units (Officers)	5,900
PC Restricted Share Units	9,053
Performance Units	5,020
Indirect Ownership	No. of Shares Held
Common Shares	674

Mageau, William Marc

Relationship as filed with regulators: 5

Latest filing date: July 9, 2010

Direct Ownership	No. of Shares Held
Options - Suncor Energy Option Plan (Post A	12,650
Options Granted January 27, 2009 @ strike p	0
Options Granted July 1, 2008 @ strike price	0
Options Granted June 9, 2008 @ strike price	0
Options Key Contributor/Executive Stock Opt	15,560
Options SunShare 2012	19,206
Performance Units	14,530
Restricted Share Unit	2,070
Restricted Share Units	688
Sunshare 2012 Restricted Share Units	1,488
Indirect Ownership	No. of Shares Held
Common Shares	904

Other Officers' Holdings Summary (cont'd)

Data is based on SEDI filings. Identified former insiders who ceased to be an insider more than a year ago are not shown. Roster may include unidentified former insiders. Charts include identified former insider holdings up to the date they ceased to be an insider. Insiders and their holdings are only included under one insider category. See last page for regulatory insider filing relationship definitions.

McIntyre, Ronald Howard

Relationship as filed with regulators: 5

Latest filing date: March 2, 2011

Direct Ownership	No. of Shares Held
Common Shares	1,937
Deferred Share Units	550
Options - PC Options/SARS	105,024
Options - Suncor Energy Option Plan (Post A	11,300
PC Restricted Share Units	4,376
Performance Units	4,050

McKenzie, Jonathan

Relationship as filed with regulators: 5

Latest filing date: August 10, 2010

Direct Ownership	No. of Shares Held
Common Shares	0
Options - Suncor Energy Option Plan (Post A	13,000
Options Granted April 1, 2007 @strike price	10,000
Options Granted February 2, 2006 @ strike p	4,400
Options Granted February 3, 2005 @ strike p	0
Options Granted February 4, 2008 @ strike p	7,100
Options Granted January 27, 2009 @ strike p	0
Options Granted January 30, 2007 @ strike	4,600
Options Granted March 19, 2007 @ strike pri	3,400
Options Granted September 28, 2007 @ strike	22,000
Options Granted: April 30, 2002 @ strike p	0
Options Granted: October 1, 2002 @ strike	0
Options Key Contributor/Executive Stock Opt	25,500
Options SunShare	10,000
Options SunShare 2012	22,000
Performance Units	13,010
Restricted Share Units	960
Sunshare 2012 Restricted Share Units	3,440
	No. of Shares Held
Indirect Ownership	
Common Shares	1,029

Other Officers' Holdings Summary (cont'd)

Data is based on SEDI filings. Identified former insiders who ceased to be an insider more than a year ago are not shown. Roster may include unidentified former insiders. Charts include identified former insider holdings up to the date they ceased to be an insider. Insiders and their holdings are only included under one insider category. See last page for regulatory insider filing relationship definitions.

McLaughlin, Edward L.

Relationship as filed with regulators: 5

Latest filing date: August 6, 2009

Direct Ownership	No. of Shares Held
Common Shares	0
Options - PC Options/SARS	84,992
PC Deferred Share Units	4,682
PC Performance Share Units (Officers)	3,358
PC Restricted Share Units	12,545

Nelson, Murray Bruce

Relationship as filed with regulators: 5

Latest filing date: February 10, 2010

Direct Ownership	No. of Shares Held
Options - Suncor Energy Option Plan (Post A	77,530
Options Granted February 2, 2006 @ strike p	10,000
Options Granted February 3, 2005 @ strike p	3,332
Options Granted February 4, 2008 @ strike p	6,400
Options Granted January 27, 2009 @ strike p	0
Options Granted January 29, 2004 @ strike p	0
Options Granted January 30, 2007 @ strike	9,000
Options Granted September 28, 2007 @ strike	22,000
Options Granted: June 16, 2003 @ strike pr	0
Options Granted: July 1, 2003 @ strike pric	19,498
Options Key Contributor/Executive Stock Opt	35,032
Options SunShare	9,498
Options SunShare 2012	22,000
Performance Units	12,180
Restricted Share Unit	1,760
Restricted Share Units	800
Sunshare 2012 Restricted Share Units	1,600
	No. of Shares Held
Indirect Ownership	
Common Shares	5,061

Other Officers' Holdings Summary (cont'd)

Data is based on SEDI filings. Identified former insiders who ceased to be an insider more than a year ago are not shown. Roster may include unidentified former insiders. Charts include identified former insider holdings up to the date they ceased to be an insider. Insiders and their holdings are only included under one insider category. See last page for regulatory insider filing relationship definitions.

Nickerson, Peter Edward

Relationship as filed with regulators: 5

Latest filing date: June 28, 2010

Direct Ownership	No. of Shares Held
Options - Suncor Energy Option Plan (Post A	11,500
Options Granted April 1, 2004 @ strike pric	0
Options Granted December 1, 2006 @ strike p	10,000
Options Granted February 2, 2006 @ strike p	4,000
Options Granted February 3, 2005 @ strike p	1,332
Options Granted February 4, 2008 @ strike p	6,800
Options Granted January 27, 2009 @ strike p	0
Options Granted January 30, 2007 @ strike	8,000
Options Granted March 22, 2004 @ strike pri	0
Options Granted September 28, 2007 @ strike	26,400
Options Key Contributor/Executive Stock Opt	28,432
Options Options Granted: November 1, 2006 @	2,000
Options SunShare	10,000
Options SunShare 2012	26,400
Performance Units	12,560
Restricted Share Units	2,720
Sunshare 2012 Restricted Share Units	3,520
Indirect Ownership	No. of Shares Held
Common Shares	3,298

Other Officers' Holdings Summary (cont'd)

Data is based on SEDI filings. Identified former insiders who ceased to be an insider more than a year ago are not shown. Roster may include unidentified former insiders. Charts include identified former insider holdings up to the date they ceased to be an insider. Insiders and their holdings are only included under one insider category. See last page for regulatory insider filing relationship definitions.

Odegaard, Janice

Relationship as filed with regulators: 5

Latest filing date: August 29, 2018

Direct Ownership	No. of Shares Held
Common Shares	12,470
Debentures Preferred Securities-Prin.Amt:\$2	0
Options - Suncor Energy Option Plan (Post A	638,000
Options Granted February 2, 2006 @ strike p	11,000
Options Granted February 3, 2005 @ strike p	12,000
Options Granted February 4, 2008 @ strike p	7,400
Options Granted January 27, 2009 @ strike p	0
Options Granted January 29, 2004 @ strike p	8,600
Options Granted January 30, 2007 @ strike	9,000
Options Granted September 28, 2007 @ strike	22,000
Options Granted: April 30, 2002 @ strike p	60,000
Options Granted: February 1, 2000 @ strike	0
Options Granted: January 24, 2003 @ strike	20,000
Options Granted: January 25, 1996 @ strike	0
Options Granted: January 25, 2002 @ strike	20,000
Options Granted: January 26, 2001 @ strike	0
Options Granted: January 29, 1997 @ strike	0
Options Granted: January 29, 1999 @ strike	0
Options Granted: January 30, 1998 @ strike	0
Options Granted: November 12, 1997 @ strik	0
Options Key Contributor/Executive Stock Opt	0
Options SunShare	0
Options SunShare 2012	0
Performance Share Units	70,059
Performance Units	19,220
Restricted Share Unit	0
Restricted Share Units	800
Sunshare 2012 Restricted Share Units	0

Indirect Ownership	No. of Shares Held
Common Shares	22,427

Poirier, Shawn Paul

Relationship as filed with regulators: 5

Latest filing date: February 12, 2010

Direct Ownership	No. of Shares Held
Options - Suncor Energy Option Plan (Post A	9,330
Performance Units	3,450

Other Officers' Holdings Summary (cont'd)

Data is based on SEDI filings. Identified former insiders who ceased to be an insider more than a year ago are not shown. Roster may include unidentified former insiders. Charts include identified former insider holdings up to the date they ceased to be an insider. Insiders and their holdings are only included under one insider category. See last page for regulatory insider filing relationship definitions.

Pon, Gary

Relationship as filed with regulators: 5

Latest filing date: February 14, 2010

Direct Ownership	No. of Shares Held
Common Shares	5,500
Options Granted February 2, 2006 @ strike p	10,000
Options Granted February 3, 2005 @ strike p	10,000
Options Granted February 4, 2008 @ strike p	6,800
Options Granted January 27, 2009 @ strike p	0
Options Granted January 29, 2004 @ strike p	7,600
Options Granted January 30, 2007 @ strike	7,000
Options Granted September 28, 2007 @ strike	22,000
Options Granted: April 30, 2002 @ strike p	38,000
Options Granted: January 24, 2003 @ strike	18,400
Options Granted: March 4, 2002 @ strike pr	0
Options Key Contributor/Executive Stock Opt	65,600
Options SunShare	33,000
Options SunShare 2012	22,000
Performance Share Units	10,810
Performance Units	12,340
Restricted Share Unit	2,700
Restricted Share Units	800
Indirect Ownership	No. of Shares Held
Common Shares	6,541

Powell, Shelley

Relationship as filed with regulators: 5

Latest filing date: August 9, 2010

Direct Ownership	No. of Shares Held
Options - Suncor Energy Option Plan (Post A	12,650
Options Key Contributor/Executive Stock Opt	16,532
Options SunShare	11,380
Options SunShare 2012	13,560
Performance Share Units	9,250
Performance Units	11,350
Restricted Share Unit	1,460
Sunshare 2012 Restricted Share Units	864
Indirect Ownership	No. of Shares Held
Common Shares	3,159

Other Officers' Holdings Summary (cont'd)

Data is based on SEDI filings. Identified former insiders who ceased to be an insider more than a year ago are not shown. Roster may include unidentified former insiders. Charts include identified former insider holdings up to the date they ceased to be an insider. Insiders and their holdings are only included under one insider category. See last page for regulatory insider filing relationship definitions.

Provias, James Gregory

Relationship as filed with regulators: 5

Latest filing date: April 12, 2010

Direct Ownership	No. of Shares Held
Common Shares	60,620
Options - Suncor Energy Option Plan (Post A	11,000
Options Granted February 2, 2006 @ strike p	10,000
Options Granted February 3, 2005 @ strike p	10,000
Options Granted February 4, 2008 @ strike p	6,800
Options Granted January 26, 1995 @ strike p	0
Options Granted January 27, 2009 @ strike p	0
Options Granted January 29, 2004 @ strike p	7,600
Options Granted January 30, 2007 @ strike	8,000
Options Granted September 28, 2007 @ strike	22,000
Options Granted: April 30, 2002 @ strike p	60,000
Options Granted: February 1, 2000 @ strike	-16,000
Options Granted: January 24, 2003 @ strike	20,000
Options Granted: January 25, 1996 @ strike	0
Options Granted: January 25, 2002 @ strike	20,400
Options Granted: January 26, 2001 @ strike	0
Options Granted: January 29, 1997 @ strike	0
Options Granted: January 29, 1999 @ strike	0
Options Granted: January 30, 1998 @ strike	0
Options Granted: November 12, 1997 @ strik	0
Options Key Contributor/Executive Stock Opt	125,120
Options SunShare	60,000
Options SunShare 2012	22,000
Performance Units	16,780
Restricted Share Unit	1,900
Restricted Share Units	800
Sunshare 2012 Restricted Share Units	1,600

Indirect Ownership	No. of Shares Held
Common Shares	18,138
Options Granted: January 29, 1997 @ strike	32,000

Control or Direction	No. of Shares Held
Common Shares	32,584

Revington, Tim

Relationship as filed with regulators: 5

Latest filing date: April 30, 2009

Direct Ownership	No. of Shares Held
Common Shares	0
Options Granted February 2, 2006 @ strike p	5,866
Options Granted February 3, 2005 @ strike p	0
Options Granted February 4, 2008 @ strike p	11,000
Options Granted January 27, 2009 @ strike p	8,000
Options Granted January 30, 2007 @ strike	8,400
Options Granted June 10, 2005 @ strike pric	1,666
Options Granted October 1, 2004 @ strike pr	0
Options Granted September 1, 2004 @ strike	0
Options Granted September 28, 2007 @ strike	57,600
Performance Units	18,200
Restricted Share Unit	2,240
Restricted Share Units	2,160

Indirect Ownership	No. of Shares Held
Common Shares	1,634

Control or Direction	No. of Shares Held
Options Granted July 1, 2005 @ strike price	0

Other Officers' Holdings Summary (cont'd)

Data is based on SEDI filings. Identified former insiders who ceased to be an insider more than a year ago are not shown. Roster may include unidentified former insiders. Charts include identified former insider holdings up to the date they ceased to be an insider. Insiders and their holdings are only included under one insider category. See last page for regulatory insider filing relationship definitions.

Reynish, Stephen David Lile

Relationship as filed with regulators: 5

Latest filing date: May 7, 2018

Direct Ownership	No. of Shares Held
Common Shares	2,371
Deferred Share Units	54,675
Options - Suncor Energy Option Plan (Post A	501,666
Performance Share Units	106,231
Restricted Share Unit	7,000
Indirect Ownership	No. of Shares Held
Common Shares	12,000

Rogers, John Martin

Relationship as filed with regulators: 5

Latest filing date: February 12, 2010

Direct Ownership	No. of Shares Held
Common Shares	5,600
Options - Suncor Energy Option Plan (Post A	13,000
Options Granted February 2, 2006 @ strike p	11,000
Options Granted February 3, 2005 @ strike p	10,800
Options Granted February 4, 2008 @ strike p	7,400
Options Granted January 27, 2009 @ strike p	0
Options Granted January 29, 2004 @ strike p	8,000
Options Granted January 30, 2007 @ strike	9,000
Options Granted September 28, 2007 @ strike	22,000
Options Granted: April 30, 2002 @ strike p	60,000
Options Granted: February 1, 2000 @ strike	0
Options Granted: January 24, 2003 @ strike	11,200
Options Granted: January 25, 2002 @ strike	0
Options Granted: January 26, 2001 @ strike	0
Options Granted: January 29, 1999 @ strike	0
Options Granted: January 30, 1998 @ strike	0
Options Key Contributor/Executive Stock Opt	64,800
Options SunShare	60,000
Options SunShare 2012	22,000
Performance Units	21,260
Restricted Share Unit	2,070
Restricted Share Units	800
Sunshare 2012 Restricted Share Units	1,200

Other Officers' Holdings Summary (cont'd)

Data is based on SEDI filings. Identified former insiders who ceased to be an insider more than a year ago are not shown. Roster may include unidentified former insiders. Charts include identified former insider holdings up to the date they ceased to be an insider. Insiders and their holdings are only included under one insider category. See last page for regulatory insider filing relationship definitions.

Romasko, Daniel

Relationship as filed with regulators: 5

Latest filing date: June 25, 2010

Direct Ownership	No. of Shares Held
Common Shares	908
Options - PC Options/SARS	70,016
Options - Suncor Energy Option Plan (Post A	12,650
PC Deferred Share Units	15,739
PC Restricted Share Units	7,021
Performance Units	4,530

Saunders, Kenneth David Ian

Relationship as filed with regulators: 5

Latest filing date: August 19, 2010

Direct Ownership	No. of Shares Held
Common Shares	580
Options - PC Options/SARS	83,648
Options - Suncor Energy Option Plan (Post A	12,650
PC Restricted Share Units	2,560
Performance Units	4,530
Indirect Ownership	No. of Shares Held
Common Shares	3,322

Shaw, JR

Relationship as filed with regulators: 4, 5

Latest filing date: May 11, 2007

Direct Ownership	No. of Shares Held
Common Shares	288,000
Deferred Share Units	79,962
Deferred Share Units-Annual Grant	12,302
Options Granted April 26, 2006 @ strike pri	8,000
Options Granted April 29, 2004 @ strike pri	8,000
Options Granted: April 18, 2001 @ strike p	16,000
Options Granted: April 19, 2000 @ strike p	16,000
Options Granted: April 22, 1998 @ strike p	8,000
Options Granted: April 22, 1999 @ strike p	16,000
Options Granted: April 24, 2003 @ strike p	16,000
Options Granted: April 26, 2002 @ strike p	16,000
Options Granted: April 27, 1998 @ strike p	8,000
Options Granted: April 28, 2005 @ strike p	8,000
Options Granted: January 30, 1998 @ strike	16,000
Control or Direction	No. of Shares Held
Common Shares	95,800

Other Officers' Holdings Summary (cont'd)

Data is based on SEDI filings. Identified former insiders who ceased to be an insider more than a year ago are not shown. Roster may include unidentified former insiders. Charts include identified former insider holdings up to the date they ceased to be an insider. Insiders and their holdings are only included under one insider category. See last page for regulatory insider filing relationship definitions.

Smith, Kristopher Peter

Relationship as filed with regulators: 5

Latest filing date: May 8, 2018

Direct Ownership	No. of Shares Held
Common Shares	13,082
Deferred Share Units	20,092
Options - Suncor Energy Option Plan (Post A	1,100,000
Options Granted April 1, 2008 @ strike pric	14,582
Options Granted August 15, 2003 @ strike pr	0
Options Granted February 2, 2006 @ strike p	5,800
Options Granted February 3, 2005 @ strike p	4,000
Options Granted February 4, 2008 @ strike p	3,800
Options Granted January 27, 2009 @ strike p	0
Options Granted January 29, 2004 @ strike p	3,800
Options Granted January 30, 2007 @ strike	5,800
Options Granted March 31, 2008 @ strike pri	0
Options Granted September 28, 2007 @ strike	13,560
Options Granted: April 30, 2002 @ strike p	4,000
Options Granted: January 24, 2003 @ strike	6,000
Options Granted: January 25, 2002 @ strike	0
Options Granted: January 26, 2001 @ strike	0
Options Granted: July 1, 2000 @ strike pri	0
Options Granted: September 1, 2003 @ strik	9,500
Options Key Contributor/Executive Stock Opt	0
Options SunShare	0
Options SunShare 2012	0
Performance Share Units	107,031
Performance Units	14,060
Restricted Share Unit	0
Restricted Share Units	932
Sunshare 2012 Restricted Share Units	0
Indirect Ownership	No. of Shares Held
Common Shares	15,064

Sorenson, Leon

Relationship as filed with regulators: 5

Latest filing date: February 15, 2011

Direct Ownership	No. of Shares Held
Common Shares	2,196
Deferred Share Units	1,618
Options - PC Options/SARS	197,376
Options - Suncor Energy Option Plan (Post A	11,300
PC Deferred Share Units	3,971
PC Performance Share Units (Officers)	4,952
PC Restricted Share Units	8,776
Performance Share Units	4,050
Indirect Ownership	No. of Shares Held
Common Shares	2,274

Sorochan, Daniel P.

Relationship as filed with regulators: 5

Latest filing date: February 14, 2011

Direct Ownership	No. of Shares Held
Common Shares	4,452
Deferred Share Units	0
Options - PC Options/SARS	193,152
Options - Suncor Energy Option Plan (Post A	26,400
PC Deferred Share Units	4,613
PC Performance Share Units (Officers)	11,789
PC Restricted Share Units	16,877
Performance Units	9,460

Other Officers' Holdings Summary (cont'd)

Data is based on SEDI filings. Identified former insiders who ceased to be an insider more than a year ago are not shown. Roster may include unidentified former insiders. Charts include identified former insider holdings up to the date they ceased to be an insider. Insiders and their holdings are only included under one insider category. See last page for regulatory insider filing relationship definitions.

Strom, Arlene Joyce

Relationship as filed with regulators: 5

Latest filing date: January 7, 2019

Direct Ownership	No. of Shares Held
Deferred Share Units	-
Options - Suncor Energy Option Plan (Post A	-
Options Granted April 1, 2007 @strike price	-
Options Granted February 2, 2006 @ strike p	-
Options Granted February 3, 2005 @ strike p	-
Options Granted February 4, 2008 @ strike p	-
Options Granted January 27, 2009 @ strike p	-
Options Granted January 29, 2004 @ strike p	-
Options Granted January 30, 2007 @ strike	-
Options Granted October 1, 2003 @ strike pr	-
Options Granted September 28, 2007 @ strike	-
Options Key Contributor/Executive Stock Opt	-
Options SunShare	-
Options SunShare 2012	-
Performance Share Units	-
Performance Units	-
Restricted Share Unit	-
Sunshare 2012 Restricted Share Units	-
Indirect Ownership	No. of Shares Held
Common Shares	-

Toutant, Anne Marie

Relationship as filed with regulators: 5

Latest filing date: February 6, 2011

Direct Ownership	No. of Shares Held
Common Shares	0
Options - Suncor Energy Option Plan (Post A	12,650
Options Granted April 1, 2004 @ strike pric	51,332
Options Granted February 2, 2006 @ strike p	22,000
Options Granted February 3, 2005 @ strike p	11,000
Options Granted February 4, 2008 @ strike p	7,400
Options Granted January 27, 2009 @ strike p	0
Options Granted January 30, 2007 @ strike	8,600
Options Granted March 8, 2004 @ strike pric	3,400
Options Granted September 28, 2007 @ strike	52,800
Options Key Contributor/Executive Stock Opt	48,200
Options SunShare	12,666
Options SunShare 2012	26,400
Performance Share Units	13,670
Performance Units	13,440
Restricted Share Unit	1,900
Restricted Share Units	960
Sunshare 2012 Restricted Share Units	1,920
Indirect Ownership	No. of Shares Held
Common Shares	4,443

Other Officers' Holdings Summary (cont'd)

Data is based on SEDI filings. Identified former insiders who ceased to be an insider more than a year ago are not shown. Roster may include unidentified former insiders. Charts include identified former insider holdings up to the date they ceased to be an insider. Insiders and their holdings are only included under one insider category. See last page for regulatory insider filing relationship definitions.

Townley, Mark William

Relationship as filed with regulators: 5

Latest filing date: February 17, 2011

Direct Ownership	No. of Shares Held
Common Shares	7,128
Options - Suncor Energy Option Plan (Post A	13,000
Options Granted April 1, 2004 @ strike pric	13,888
Options Granted April 1, 2008 @ strike pric	2,600
Options Granted February 2, 2006 @ strike p	5,200
Options Granted February 3, 2005 @ strike p	5,200
Options Granted February 4, 2008 @ strike p	4,200
Options Granted January 27, 2009 @ strike p	0
Options Granted January 30, 2007 @ strike	4,800
Options Granted March 22, 2004 @ strike pri	2,800
Options Granted May 1, 2008 @ strike price	0
Options Granted September 1, 2006 @ strike	4,000
Options Granted September 28, 2007 @ strike	11,800
Options Key Contributor/Executive Stock Opt	31,600
Options SunShare	10,888
Options SunShare 2012	23,742
Performance Units	13,500
Restricted Share Unit	1,900
Restricted Share Units	764
Sunshare 2012 Restricted Share Units	1,564
Indirect Ownership	No. of Shares Held
Common Shares	2,198

Vetrone, Joseph Anthony

Relationship as filed with regulators: 5

Latest filing date: March 7, 2011

Direct Ownership	No. of Shares Held
Common Shares	5,260
Options - PC Options/SARS	112,512
Options - Suncor Energy Option Plan (Post A	12,650
PC Restricted Share Units	5,237
Performance Share Units	4,530

Other Officers' Holdings Summary (cont'd)

Data is based on SEDI filings. Identified former insiders who ceased to be an insider more than a year ago are not shown. Roster may include unidentified former insiders. Charts include identified former insider holdings up to the date they ceased to be an insider. Insiders and their holdings are only included under one insider category. See last page for regulatory insider filing relationship definitions.

Zoltenko, Anthony Lawrence

Relationship as filed with regulators: 5

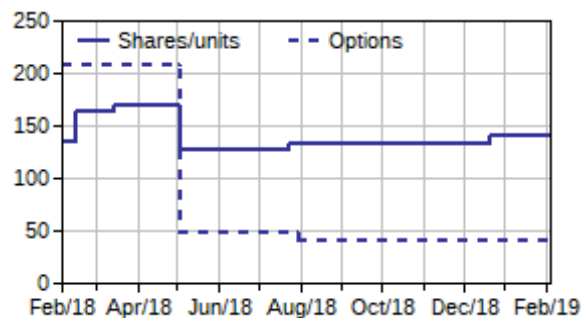
Latest filing date: February 10, 2011

Direct Ownership	No. of Shares Held
Options - Suncor Energy Option Plan (Post A	12,500
Options Granted February 1, 2009 @ strike p	0
Options Granted February 2, 2006 @ strike p	0
Options Granted February 3, 2005 @ strike p	0
Options Granted February 4, 2008 @ strike p	0
Options Granted January 27, 2009 @ strike p	0
Options Granted January 29, 2004 @ strike p	0
Options Granted January 30, 2007 @ strike	0
Options Granted September 28, 2007 @ strike	0
Options Granted: January 24, 2003 @ strike	0
Options Key Contributor/Executive Stock Opt	28,500
Options SunShare	0
Options SunShare 2012	21,858
Performance Share Units	11,460
Performance Units	9,080
Restricted Share Unit	1,710
Restricted Share Units	360
Sunshare 2012 Restricted Share Units	1,894
	No. of Shares Held
Indirect Ownership	
Common Shares	3,306

Directors' Holdings Summary (cont'd)

Data is based on SEDI filings. Identified former insiders who ceased to be an insider more than a year ago are not shown. Roster may include unidentified former insiders. Charts include identified former insider holdings up to the date they ceased to be an insider. Insiders and their holdings are only included under one insider category. See last page for regulatory insider filing relationship definitions.

Directors' Holdings (000's)



Bedient, Patricia Margaret

Relationship as filed with regulators: 4
 Latest filing date: January 3, 2019

	No. of Shares Held
Direct Ownership	
Deferred Share Units	29,924

Benson, Mel Edward

Relationship as filed with regulators: 4
 Latest filing date: January 3, 2019

	No. of Shares Held
Direct Ownership	
Common Shares	0
Deferred Share Units	105,192
Deferred Share Units-Annual Grant	0
Options Granted April 26, 2006 @ strike pri	8,000
Options Granted April 29, 2004 @ strike pri	0
Options Granted July 29, 2008 @ strike pric	0
Options Granted July 31, 2007 @ strike pric	4,000
Options Granted: April 18, 2001 @ strike p	0
Options Granted: April 19, 2000 @ strike p	0
Options Granted: April 24, 2003 @ strike p	0
Options Granted: April 26, 2002 @ strike p	0
Options Granted: April 28, 2005 @ strike p	8,000
Options Key Contributor/Executive Stock Opt	0
Indirect Ownership	
Common Shares	17,548
Control or Direction	
Common Shares	800

Cote, Jacynthe

Relationship as filed with regulators: 4
 Latest filing date: October 4, 2018

	No. of Shares Held
Direct Ownership	
Common Shares	2,000
Deferred Share Units	37,222

Directors' Holdings Summary (cont'd)

Data is based on SEDI filings. Identified former insiders who ceased to be an insider more than a year ago are not shown. Roster may include unidentified former insiders. Charts include identified former insider holdings up to the date they ceased to be an insider. Insiders and their holdings are only included under one insider category. See last page for regulatory insider filing relationship definitions.

D'Alessandro, Dominic

Relationship as filed with regulators: 4

Latest filing date: January 3, 2019

Direct Ownership	No. of Shares Held
Common Shares	70,000
Deferred Share Units	91,437

Gass, John Donald

Relationship as filed with regulators: 4

Latest filing date: January 3, 2019

Direct Ownership	No. of Shares Held
Common Shares	6,698
Deferred Share Units	43,054

Houston, Dennis Michael

Relationship as filed with regulators: 4

Latest filing date: January 3, 2019

Direct Ownership	No. of Shares Held
Common Shares	15,600
Deferred Share Units	11,060

Control or Direction	No. of Shares Held
Common Shares	3,000

Huff, John Rossman

Relationship as filed with regulators: 4

Latest filing date: April 3, 2018

Direct Ownership	No. of Shares Held
Common Shares	-
Deferred Share Units	-
Deferred Share Units-Annual Grant	-
Options Granted April 26, 2006 @ strike pri	-
Options Granted April 29, 2004 @ strike pri	-
Options Granted July 29, 2008 @ strike pric	-
Options Granted July 31, 2007 @ strike pric	-
Options Granted: April 18, 2001 @ strike p	-
Options Granted: April 19, 2000 @ strike p	-
Options Granted: April 22, 1998 @ strike p	-
Options Granted: April 22, 1999 @ strike p	-
Options Granted: April 24, 2003 @ strike p	-
Options Granted: April 26, 2002 @ strike p	-
Options Granted: April 27, 1998 @ strike p	-
Options Granted: April 28, 2005 @ strike p	-
Options Granted: January 30, 1998 @ strike	-
Options Key Contributor/Executive Stock Opt	-

Indirect Ownership	No. of Shares Held
Common Shares	-

MacDonald, Brian Patrick

Relationship as filed with regulators: 4

Latest filing date: January 3, 2019

Direct Ownership	No. of Shares Held
Common Shares	5,000
Deferred Share Units	8,546

Directors' Holdings Summary (cont'd)

Data is based on SEDI filings. Identified former insiders who ceased to be an insider more than a year ago are not shown. Roster may include unidentified former insiders. Charts include identified former insider holdings up to the date they ceased to be an insider. Insiders and their holdings are only included under one insider category. See last page for regulatory insider filing relationship definitions.

McCaw, Maureen

Relationship as filed with regulators: 4

Latest filing date: January 3, 2019

Direct Ownership	No. of Shares Held
Common Shares	500
Deferred Share Units	74,254
PC Deferred Shares Units (Directors only)	17,347
Indirect Ownership	No. of Shares Held
Common Shares	5,608

O'Brien, Michael Wilfrid

Relationship as filed with regulators: 4

Latest filing date: April 3, 2018

Direct Ownership	No. of Shares Held
Common Shares	-
Deferred Share Units	-
Deferred Share Units-Annual Grant	-
Options Granted April 26, 2006 @ strike pri	-
Options Granted April 29, 2004 @ strike pri	-
Options Granted July 29, 2008 @ strike pric	-
Options Granted July 31, 2007 @ strike pric	-
Options Granted: April 24, 2003 @ strike p	-
Options Granted: April 28, 2005 @ strike p	-
Options Granted: February 1, 2000 @ strike	-
Options Granted: January 25, 2002 @ strike	-
Options Granted: January 26, 2001 @ strike	-
Options Key Contributor/Executive Stock Opt	-
Indirect Ownership	No. of Shares Held
Common Shares	-
Debentures Preferred Securities-Prin.Amt:\$2	-
Control or Direction	No. of Shares Held
Debentures Preferred Securities-Prin.Amt:\$2	-

Thomas, Eira Margaret

Relationship as filed with regulators: 4

Latest filing date: January 3, 2019

Direct Ownership	No. of Shares Held
Deferred Share Units	93,705
Deferred Share Units-Annual Grant	0
Options Granted April 26, 2006 @ strike pri	16,000
Options Granted July 29, 2008 @ strike pric	0
Options Granted July 31, 2007 @ strike pric	4,000
Options Key Contributor/Executive Stock Opt	0
Indirect Ownership	No. of Shares Held
Common Shares	4,000

Wilson, Michael M.

Relationship as filed with regulators: 4

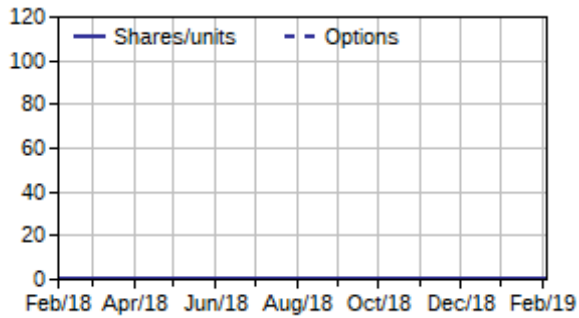
Latest filing date: January 3, 2019

Direct Ownership	No. of Shares Held
Common Shares	10,000
Deferred Share Units	57,163

Issuer Holdings Summary (cont'd)

Data is based on SEDI filings. Identified former insiders who ceased to be an insider more than a year ago are not shown. Roster may include unidentified former insiders. Charts include identified former insider holdings up to the date they ceased to be an insider. Insiders and their holdings are only included under one insider category. See last page for regulatory insider filing relationship definitions.

Issuer Holdings (000's)



Suncor Energy Inc.

Relationship as filed with regulators: 1
 Latest filing date: January 8, 2019

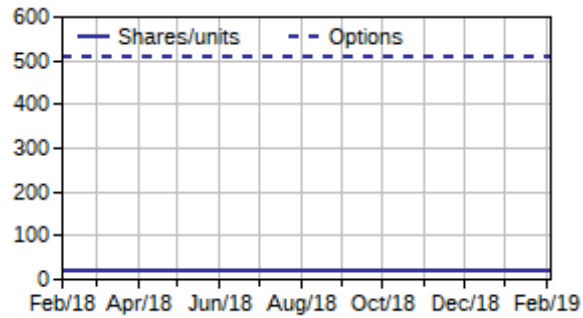
Direct Ownership	No. of Shares Held
Common Shares	0

Sample

Subsidiary Executives's Holdings Summary (cont'd)

Data is based on SEDI filings. Identified former insiders who ceased to be an insider more than a year ago are not shown. Roster may include unidentified former insiders. Charts include identified former insider holdings up to the date they ceased to be an insider. Insiders and their holdings are only included under one insider category. See last page for regulatory insider filing relationship definitions.

Subsidiary Executives's Holdings (000's)



Sample

Subsidiary Executives's Holdings Summary (cont'd)

Data is based on SEDI filings. Identified former insiders who ceased to be an insider more than a year ago are not shown. Roster may include unidentified former insiders. Charts include identified former insider holdings up to the date they ceased to be an insider. Insiders and their holdings are only included under one insider category. See last page for regulatory insider filing relationship definitions.

Brown, Thomas Richard William

Relationship as filed with regulators: 7

Latest filing date: March 25, 2010

Direct Ownership	No. of Shares Held
Common Shares	0
Options - Suncor Energy Option Plan (Post A	12,650
Options Granted February 2, 2006 @ strike p	11,000
Options Granted February 3, 2005 @ strike p	10,000
Options Granted February 4, 2008 @ strike p	7,400
Options Granted January 27, 2009 @ strike p	0
Options Granted January 29, 2004 @ strike p	9,200
Options Granted January 30, 2007 @ strike	8,800
Options Granted September 28, 2007 @ strike	22,000
Options Granted: April 30, 2002 @ strike p	60,000
Options Granted: February 1, 2000 @ strike	0
Options Granted: January 24, 2003 @ strike	22,000
Options Granted: January 25, 1996 @ strike	0
Options Granted: January 25, 2002 @ strike	20,800
Options Granted: January 26, 2001 @ strike	0
Options Granted: January 29, 1997 @ strike	0
Options Granted: January 29, 1999 @ strike	0
Options Granted: January 30, 1998 @ strike	0
Options Key Contributor/Executive Stock Opt	116,180
Options SunShare	60,000
Options SunShare 2012	22,000
Performance Units	23,430
Restricted Share Unit	2,240
Restricted Share Units	800
Sunshare 2012 Restricted Share Units	1,600
Indirect Ownership	No. of Shares Held
Common Shares	12,057
Control or Direction	No. of Shares Held
Debentures Preferred Securities-Prin.Amt:\$2	0

Kehler, Thomas Patrick

Relationship as filed with regulators: 7

Latest filing date: March 26, 2011

Direct Ownership	No. of Shares Held
Common Shares	0
Options - Suncor Energy Option Plan (Post A	12,000
Options Granted February 2, 2006 @ strike p	5,000
Options Granted February 3, 2005 @ strike p	5,200
Options Granted February 4, 2008 @ strike p	3,800
Options Granted January 27, 2009 @ strike p	0
Options Granted January 29, 2004 @ strike p	5,000
Options Granted January 30, 2007 @ strike	4,000
Options Granted September 28, 2007 @ strike	8,800
Options Granted: April 30, 2002 @ strike p	1,000
Options Granted: February 1, 2000 @ strike	0
Options Granted: January 24, 2003 @ strike	6,800
Options Granted: January 25, 2002 @ strike	0
Options Granted: January 26, 2001 @ strike	0
Options Granted: January 30, 1998 @ strike	0
Options Granted: November 12, 1997 @ strik	0
Options Key Contributor/Executive Stock Opt	32,500
Options SunShare	1,000
Options SunShare 2012	8,800
Performance Units	11,060
Restricted Share Unit	1,360
Restricted Share Units	360
Sunshare 2012 Restricted Share Units	720
Indirect Ownership	No. of Shares Held
Common Shares	8,219

INK Edge V.I.P. Overview

This section offers a summary of the stock's potential and performance based on our V.I.P. criteria:

1. **Valuations:** how a stock compares to other stocks based on traditional valuation measures including P/E, Price-to-book, price-to-sales and dividend yield.
2. **Insider commitment:** officer and director buying activity, including number of active insiders buying and executive holdings.
3. **Price momentum:** a stock's relative strength over multiple time frames.

Valuations Summary

	SU	Competitors	Sector	Large Cap	Market Avg.
Price to Book - most recent quarter	1.5	1.6	1.5	2.2	1.7
P/E including extraordinary items - TTM	14.0	15.8	15.8	19.5	17.2
Price to Sales - TTM	1.7	1.1	5.9	3.1	3.7
Price to Cash Flow per share - most recent quarter	6.2	7.5	6.2	11.4	9.1
Enterprise Value to EBITDA	5.9	7.2	8.7	12.4	12.0
Dividend Yield - indicated annual	3.4%	4.3%	4.5%	3.1%	4.6%
Buyback Yield - estimated TTM	3.4%	-3.3%	-31.0%	-5.8%	-10.4%

TTM: Trailing Twelve Months

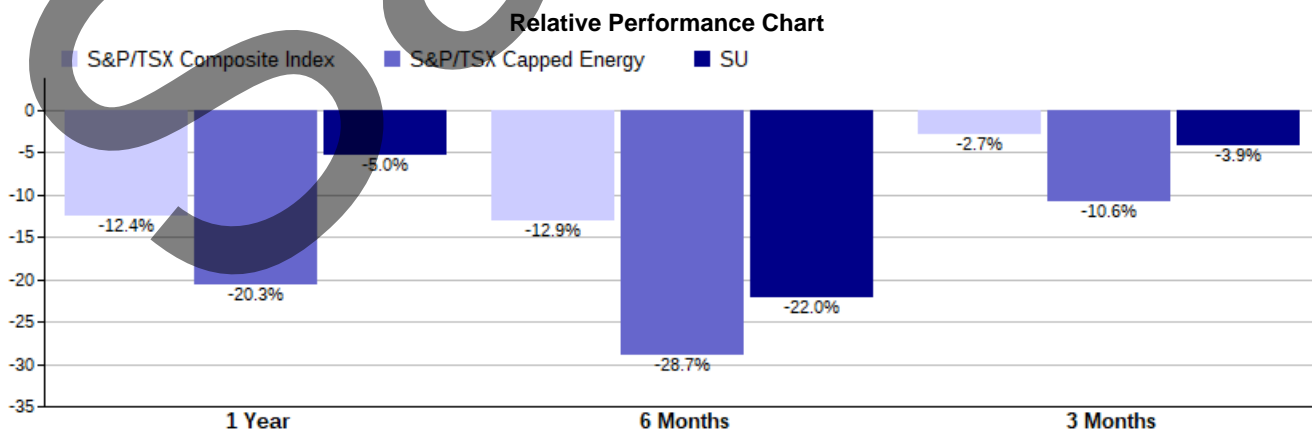
Insider Commitment Summary

Direct and Indirect Equity (Non-derivative) Holdings as % of Shares Outstanding

	February 3, 2019		1 Year Ago		Change	
	Shares Held	% S.O.	Shares Held	% S.O.	Shares Held	% S.O.
Officers & Directors	1,432,407	0.09	1,329,510	0.08	102,897	0.01
All Insiders	1,452,683	0.09	1,349,786	0.08	102,897	0.01

*Includes beneficial holdings of officers, directors and other insiders such as 10% holders.

Price Momentum Summary















INK Edge Outlook

INK Edge Outlook combines the conditions in the 3 VIP categories to assign an overall ranking to a stock. The object is to identify which group of stocks have greatest opportunity or risk over the next year on a portfolio basis.

Stocks are assigned one of 5 rankings. From the most attractive group to least attractive group. INK Edge Outlook overall conditions are:

Sunny (top 10%) | Mostly Sunny (next 20%) | Mixed (middle 40%) | Cloudy (next 70-90%) | Rainy (bottom 10%)

INK Edge Outlook			
CONDITIONS	Latest	6 months ago	1 year ago
Overall	 Mostly Sunny	 Mixed	 Cloudy
Value	 Mostly Sunny	 Mixed	 Mostly Sunny
Insiders	 Mostly Sunny	 Cloudy	 Rain
Price Direction	 Mixed	 Mostly Sunny	 Mixed

Relative Performance to the INK Canadian Insider Index

The INK Canadian Insider Index includes 50 top ranked INK Edge TSX-listed stocks. The chart below shows how the stock has performed against the Index over the past year.



Regulatory (SEDI) Filing Relationship Definitions

- | | |
|-----------------------------------|---|
| 1 - Issuer | 5 - Senior Officer of Issuer |
| 2 - Subsidiary of Issuer | 6 - Director or Senior officer of 10% Security Holder |
| 3 - 10% Security Holder of Issuer | 7 - Director or Senior Officer of Insider or Subsidiary of Issuer (other than in 4,5,6) |
| 4 - Director of Issuer | 8 - Deemed Insider - 6 Months before becoming Insider |

Sample

Disclaimer: User agrees to only use information contained in this report for the purposes as set out in section 6.2 of COMPANION POLICY 55-102CP TO NATIONAL INSTRUMENT 55-102 of the Canadian Securities Administrators and to comply with all privacy laws. INK provides general information. INK is not an investment advisory service, a financial planner, an investment advisor nor a securities advisor. INK does not purport to tell people, or suggest to people, what they should buy or sell for themselves. Opinions and recommendations contained herein should not be construed as investment advice. Do not assume that any recommendations, insights, charts, theories, or philosophies will ensure profitable investment. Users should always consult with and obtain advice from their professional licensed financial advisor, including their tax advisor, to determine the suitability of any investment. INK recommends that anyone making an investment or trading securities do so with caution. Users should perform full due diligence and investigate any security fully before making an investment or before the execution of a security trade based upon information learned through INK. Investors should obtain annual reports and other company information to complete their own due diligence in any investment. Neither INK nor anyone affiliated with INK is responsible for any investment decision made. INK has made all reasonable efforts to ensure that all information provided is accurate at the time of inclusion; however, there may be inadvertent and occasional errors. INK makes no guarantee of accuracy or completeness. Insider transaction filings are from SEDI®; SEDI® is a registered trade-mark owned by the Alberta Securities Commission. All information and opinion expressed herein is subject to change without notice. INK employees may have an ownership or investment interest in any stock mentioned in this report. Copyright © INK Research Corp. All rights reserved.