

Morning Report: Wesdome insiders buy as costs plunge and Kiena drilling continues

June 8, 2018

Canada's morning overview of insider filings with a special focus on companies that may interest active and momentum-oriented investors.

Canadian Company Insider Filing Tally* - Yesterday



INK Market-Wide Sentiment Indicator*



INK Market-Wide Sentiment Indicator: **222.1%**

INK Sentiment Reading: **Undervalued**

INK Venture Sentiment Reading: **Undervalued**

*Filing Tally represents Toronto Stock Exchange and Venture companies with public-market transaction SEDI filings of directly-owned equity securities. Indicators represent companies with buy-only transactions divided by companies with sell-only transactions of direct ownership equity securities in the public-market by officers and directors (exclusive of officers and directors of subsidiaries or insiders) filed over the last 60 days. The chart line shows insider sentiment trends by connecting the historic indicator daily readings going back one year. See our market report for commentary on indicator readings.

Report Tutorial Video : http://www.inkresearch.com/pdf_tutorial/morning.html
 English 国语 粵語

Overview: Sentiment and Stocks

Central-Canada focused Wesdome Gold Mines (WDO) is a producer focused on their Eagle River complex which includes the Eagle River underground mine and Mishi open pit mine in Ontario along with the Eagle River mill which services both mining sites. The company recently announced that during the first quarter, gold production came in at 17,949 ounces from the Eagle River Complex, an 18% increase over the same period in the previous year (15,162 ounces). All-in sustaining costs came in at US\$1,061/oz, a 17% decrease over the same period in 2017 (US\$1,219/oz).

The company is also exploring at the Kiena Complex in Val d'Or, Quebec, a fully permitted former mine with a 930 metre shaft and 2,000 tonne per day mill. In May, the company completed its Kiena Deep exploration ramp at the 1000 metre level which commenced in August of last year. Initial drilling at Kiena Deep A Zone intersected visible gold in several drill holes within predominantly shear zone hosted quartz veins in mafic and ultramafic volcanic rocks. Highlights included 39.6 g/t Au (12.6 g/t cut-off) over 18.2 metres core length in hole 6275. Drilling is ongoing and to date a total of twenty holes totalling approximately 6,850 metres have been completed in the A Zone.

With costs at the Eagle River complex falling and exploration at Kiena continuing, insider buying has picked up. Over the last 90 days, 6 insiders, including the CEO, have spent a combined total of almost \$285,000 buying stock in the public market. In fact, recent insider buying started last August when the stock was trading at \$2.20 and increased as the share price traded near its 52-week low of \$1.64 last December.

About INK Research

Through our PDF reports, as well as our alerts, interactive charting and analytical services delivered via www.inkresearch.com, INK provides insider news and knowledge to investors.

For sales and trial subscription information please contact inquiries@inkresearch.com or call us at 604-669-4465 #333.

Today's Chart

Wesdome Gold Mines Ltd. (WDO)



Chart reflects public-market and option-exercise transactions of common shares (unit trusts) by company officers and directors. USD transactions are converted to Canadian dollars by us using the Bank of Canada noon rate on the transaction date.


On June 6th, Wesdome Gold Mines (WDO) CEO Duncan Kenneth Middlemiss (IDM, SAS) bought 52,000 shares in the public market at \$2.30.


The next two largest insider public market buyers over the past three months were directors William Albert Washington (BRIO) who bought 23,700 shares on May 24th and Warwick Morley-Jepson who bought 30,000 shares at \$2.03 on May 22nd. Mr. Washington is the 5th largest insider beneficial equity shareholder, holding 173,700 shares representing 0.13% of all shares outstanding.











Wesdome Gold Mines currently holds a mostly sunny INK Edge outlook on the equally weighted V.I.P. criteria of valuations, insider commitment and price momentum which places it in the top 30% of all stocks ranked. INK outlook categories are designed to identify groups of stocks that have the potential to out- or under-perform the market. However, any individual stock could surprise on the up or downside. As such, outlook categories are not meant to be stock-specific recommendations.


Top-10 Tables: Yesterday's Activities

Tables represent public market transactions of directly held equity securities plus purchases and sales of these securities from the exercise of options by company officers and directors filed on or after June 7, 2018. Transactions filed on Saturday and Sunday are aggregated into Friday's number. INK may adjust certain filings for common filing errors on a reasonable efforts basis.











 - Public market transaction














 - Exercise of options

Top 10 Net "CO2" Buying (By dollar amount, 000's)	
 Velan (VLN)	\$376.1
 Brick Brewing Co. (BRB)	\$36.6
 Sunvest Minerals (SSS)	\$6.3
 M2 Cobalt (MC)	\$5.0
 Khan Resources (KRI)	\$4.5
 Nemaska Lithium (NMX)	\$3.4
 Intouch Insight (INX)	\$2.4
 Sirios Resources (SOI)	\$1.1
 Ashanti Gold (AGZ)	\$1.0
 Razor Energy (RZE)	\$0.3

Top 10 Net "CO2" Selling (By dollar amount, 000's)	
 Para Resources (PBR)	\$-10.0

"CO2" may include Board chairs, CEOs, Presidents, CFOs, Treasurers, and Controllers of companies. See data description above.

Top 10 Net Insider Buying (By dollar amount, 000's)	
 Velan (VLN)	\$376.1
 Alaris Royalty (AD)	\$155.0
 Martinrea International (MRE)	\$99.4
 Whitecap Resources (WCP)	\$50.0
 TerraX Minerals (TXR)	\$42.5
 Novoheart Holdings (NVH)	\$36.8
 Brick Brewing Co. (BRB)	\$36.6
 Delphi Energy Corp (DEE)	\$29.4
 Prophecy Development (PCY)	\$26.5
 Input Capital (INP)	\$23.4

Top 10 Net Insider Selling (By dollar amount, 000's)	
  Bank of Montreal (BMO)	\$-1,636.2
 Tucows (TC)	\$-560.8
  Shopify (SHOP)	\$-461.2
 Hydro One (H)	\$-150.5
 Western Copper & Gold (WRN)	\$-124.5
 Savaria (SIS)	\$-102.7
 First Capital Realty (FCR)	\$-95.0
 Dynacor Gold Mines (DNG)	\$-76.2
  Canadian Pacific Railway (CP)	\$-40.7
 Midas Gold (MAX)	\$-24.2

Top 10 Net Insider Buying (By volume, 000's)	
 TerraX Minerals (TXR)	250.0
  Leviathan Cannabis Group (EPIC)	120.0
 Prophecy Development (PCY)	100.0
 Global Daily Fantasy Spor (DFS)	100.0
 LeoNovus (LTV)	100.0
 Novoheart Holdings (NVH)	94.5
 Sunvest Minerals (SSS)	76.0
 Treasury Metals (TML)	50.0
 Khan Resources (KRI)	50.0
 Crystal Peak Minerals (CPM)	38.5

Top 10 Net Insider Selling (By volume, 000's)	
 Meryllion Resources (MYR)	-500.0
 Western Copper & Gold (WRN)	-100.0
 Para Resources (PBR)	-51.5
 Dynacor Gold Mines (DNG)	-41.4
 Midas Gold (MAX)	-22.4
 Hydro One (H)	-7.7
 Tucows (TC)	-6.7
 Savaria (SIS)	-5.9
 First Capital Realty (FCR)	-4.5
 CES Energy Solutions (CEU)	-3.0

Top-10 Tables: Yesterday's Activities (cont'd)

Tables represent public market transactions of directly held equity securities plus purchases and sales of these securities from the exercise of options by company officers and directors filed on or after June 7, 2018. Transactions filed on Saturday and Sunday are aggregated into Friday's number. INK may adjust certain filings for common filing errors on a best efforts basis.

- - Public market transaction
- - Exercise of options
- ⏏ - Information that has been adjusted or estimated by INK
- ▲ - Amended filing
- - CEO Buy
- ▲ - CFO Buy
- ◆ - Officer Buy
- - Director Buy
- - CEO Sell
- ▲ - CFO Sell
- ◆ - Officer Sell
- - Director Sell

Yesterday's Top 10 Individual Buy Filings				
(By volume)				
Company Name	Insider Name	Security	Unit/Share	Price
TerraX Minerals (TXR)	◆ Sexton, Alan	□ Common Shares	250,000	0.17
Leviathan Cannabis Group (EPIC)	◆ Carmichael, Christopher A	□ Common Shares	150,000	0.15
LeoNovus (LTV)	■ Chow, David	■ Common Shares	100,000	0.18
Global Daily Fantasy Spor (DFS)	◆ Marrandino, Michele	■ Common Shares	100,000	0.18
Khan Resources (KRI)	● Henderson, Marc Charles	■ Common Shares	50,000	0.09
Prophecy Development (PCY)	◆ Lee, John	■ Common Shares without par valu	50,000	0.27
Sunvest Minerals (SSS)	● England, Michael Bruno Jo	■ Common Shares	50,000	0.09
Prophecy Development (PCY)	◆ Lee, John	■ Common Shares without par valu	50,000	0.27
Novoheart Holdings (NVH)	■ Chiu, Ricky Tong	■ Common Shares	40,500	0.39
Crystal Peak Minerals (CPM)	■ Basse, Daniel William	■ Common Shares Voting	38,500	0.34

Yesterday's Top 10 Individual Sell Filings				
(By volume)				
Company Name	Insider Name	Security	Unit/Share	Price
Meryllion Resources (MYR)	□ Grant, Alan	■ Common Shares	-403,000	0.02
Para Resources (PBR)	○ Hampson, Christopher Geof	■ Common Shares	-51,500	0.20
Western Copper & Gold (WRN)	□ Zeitler, Klaus M.	■ Common Shares	-50,000	1.22
Western Copper & Gold (WRN)	□ Zeitler, Klaus M.	■ Common Shares	-50,000	1.27
Meryllion Resources (MYR)	□ Grant, Alan	■ Common Shares	-42,000	0.03
Dynacor Gold Mines (DNG)	◆ Branchaud, René	■ Common Shares	-41,400	1.84
Meryllion Resources (MYR)	□ Grant, Alan	■ Common Shares	-35,000	0.03
Leviathan Cannabis Group (EPIC)	◆ Carmichael, Christopher A	■ Common Shares	-30,000	1.43
Bank of Montreal (BMO)	◆ Cronin, Patrick	■ Common Shares	-24,417	101.14
Midas Gold (MAX)	□ Young, Donald Walter	■ Common Shares	-21,000	1.08

Daily Marker Trading Reports

The TSX no longer provides marker reports. SEDI data is not impacted.

Sample

Disclaimer: User agrees to only use information contained in this report for the purposes as set out in section 6.2 of COMPANION POLICY 55-102CP TO NATIONAL INSTRUMENT 55-102 of the Canadian Securities Administrators and to comply with all privacy laws. INK provides general information. INK is not an investment advisory service, a financial planner, an investment advisor nor a securities advisor. INK does not purport to tell people, or suggest to people, what they should buy or sell for themselves. Opinions and recommendations contained herein should not be construed as investment advice. Do not assume that any recommendations, insights, charts, theories, or philosophies will ensure profitable investment. Users should always consult with and obtain advice from their professional licensed financial advisor, including their tax advisor, to determine the suitability of any investment. INK recommends that anyone making an investment or trading securities do so with caution. Users should perform full due diligence and investigate any security fully before making an investment or before the execution of a security trade based upon information learned through INK. Investors should obtain annual reports and other company information to complete their own due diligence in any investment. Neither INK nor anyone affiliated with INK is responsible for any investment decision made. INK has made all reasonable efforts to ensure that all information provided is accurate at the time of inclusion; however, there may be inadvertent and occasional errors. INK makes no guarantee of accuracy or completeness. Insider transaction filings are from SEDI ©; SEDI © is a registered trade-mark owned by CDS INC. All information and opinion expressed herein is subject to change without notice. INK employees may have an ownership or investment interest in any stock mentioned in this report. Copyright © INK Research Corp. All rights reserved.